



"FIRST IN METRIC"

**ZELEND**A *Machine & Tools Corp.*

66-02 AUSTIN STREET, FOREST HILLS, NEW YORK 11374  
TELEPHONE (AREA CODE 212) TW 6-2288 · · · · · TELEX 212 275-2488

DISTRIBUTORS  
MANUFACTURERS  
FACTORY REPRESENTATIVE

# SPECIAL TOOLS

## SUITED FOR REPAIR WORK ON VW CARS

AVAILABLE THROUGH YOUR REGIONAL DISTRIBUTOR

FIRST AND LARGEST IN U.S.A.  
METRIC BOLTS · NUTS · TAPS · DIES · WRENCHES, ETC.




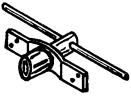




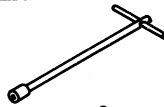


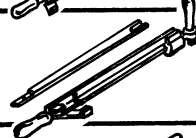



ILLUSTRATION	TOOL No.	DESCRIPTION	TYPE		
			1	2	3
	US 106	T-WRENCH, 10MM	X	X	X
	US 109	BOX WRENCH, 10MM	X	X	
	US 109 H	BOX WRENCH, 10X14MM (Hazet) For carburetor and oil pump	X	X	
	US 112 A	SPEC. WRENCH, 36MM WITH GUIDE PLATE For old and new flywheel	X	X	X
	US 113	OPEN END WRENCH, 27MM (Hazet) Set of 2 wrenches	X		X
	US 113 A	OPEN END WRENCHES, 32MM (Hazet) Set of 2 wrenches		X	
	US 113 B	OPEN END WRENCHES, 24MM (Hazet) Set of 2 wrenches			X
	US 114	T-WRENCH, 8MM SQUARE SOCKET (Hazet) 150mm long	X	X	
	US 114-1	T-WRENCH, 8MM SQUARE SOCKET (Hazet) 300mm long	X	X	X
	US 118/6H	TORQUE WRENCH, T SHAPE, 1/2"DRIVE R.+ L. reading (Hazet)	X	X	X
	US 118/20M	TORQUE WRENCH, L SHAPE, 1/2"DRIVE 0-20mkg (150Lbs) Light weight Dial type, R.+ L. reading	X	X	X
	US 118/40M	TORQUE WRENCH, L SHAPE, 3/4"DRIVE 0-40mkg (300Lbs) Light weight Dial type, R.+ L. reading	X	X	X
	US 547 VZ	TORQUE WRENCH, 1/4"DRIVE 0-30Lbs, Dial type, R.+ L. reading	X	X	X
	US SP 30	TORQUE WRENCH, 1/4"DRIVE 0-30Lbs, Scale type, R.+ L. reading	X	X	X
	US 547 A	ADDAPTOR ONLY FOR ABOVE WRENCHES 1/4" TO 1/2", WITH 32MM SOCKET	X	X	X







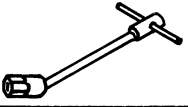
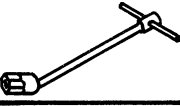







ILLUSTRATION	TOOL No.	DESCRIPTION	TYPE		
			1	2	3
	US 121 B	PISTON RING REMOVING TOOL (Hazet) Range Dia 50 to 100mm	X	X	X
	US 122 B	CIRCLIP PLIERS (Hazet)	X	X	X
	US 123	PISTON RING COMPRESSING TOOL Dia 75mm (Hazet)	X	X	
	US 123 A	PISTON RING COMPRESSING TOOL Dia 77mm (Hazet)	X	X	
	US 123 B	PISTON RING COMPRESSING TOOL Dia 83mm (Hazet)			X
	US 124	PEENING CHISEL (Hazet)	X	X	X
	US 126 A	FUEL PUMP WRENCH, 14MM (Hazet)	X	X	
	US 126 B	FUEL PUMP WRENCH, 13MM (Hazet)	X	X	X
	US 130	KING PIN PILOT DRIFT Pilot Dia 5.9mm	X		
	US 130 A	KING PIN PILOT DRIFT Pilot Dia 7.9mm	X		
	US 131	PILOT DRIFT FOR KING PIN BUSHING Pilot Dia 17.5mm	X		
	US 131 A	PILOT DRIFT FOR KING PIN BUSHING Pilot Dia 21.5mm		X	
	US 133	PILOT DRIFT FOR TORSION ARM LINK PIN BUSHING Pilot Dia 17.9mm	X		
	US 133 A	PILOT DRIFT FOR TORSION ARM LINK PIN BUSHING Pilot Dia 19.9mm		X	
	US 133 B	PILOT DRIFT FOR TORSION ARM LINK PIN BUSHING Pilot Dia 26.9mm		X	




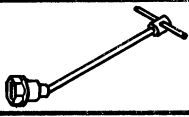










ILLUSTRATION	TOOL No.	DESCRIPTION	TYPE		
			1	2	3
	US 150	OFFSET HANDLE, 1/2" SQUARE	X	X	
	US 156	KEY 8MM, 1/2" DRIVE (Hazet)	X	X	
	US 157	KEY 10MM, 1/2" DRIVE (Hazet)	X	X	
	US 159	OIL PRESSURE SWITCH WRENCH 27MM (Hazet)	X	X	
	US 159 A	OIL PRESSURE WSITCH WRENCH 24MM (Hazet)	X	X	X
	US 161 A	CIRCLIP PLIERS (Hazet)	X	X	X
	US 161 B	SET OF SPARE JAWS FOR ABOVE, WITH PINS AND SCREWS (Hazet)	X	X	X
	US 162	SOCKET 32MM, 1/2" DRIVE, 6 POINT	X	X	X
	US 163 A	SOCKET 36MM, 3/4" DRIVE, 6 POINT	X	X	
	US 163 B	SOCKET 46MM, 3/4" DRIVE, 6 POINT		X	X
	US 163 C	SOCKET 41MM, 3/4" DRIVE, 12 POINT		X	
		OTHER SIZES OF SOCKETS 3/8", 1/2" AND 3/4" LISTED ON SEPARATE PAGE	X	X	X
	US 165	SOCKET WRENCH 15MM, 1/2" DRIVE For cylinder head nuts (Hazet)	X	X	X
	US 170	SOCKET Modified as per Bulletin No. M 24	X	X	X
	US 171	SPRING CLIPS Set of 2 clips	X	X	X
















ILLUSTRATION	TOOL No.	DESCRIPTION	TYPE		
			1	2	3
	US 172	DRAIN PLUG KEY <i>17mm Socket</i>	X	X	X
	US 172 H	SPECIAL WRENCH FOR OIL SERVICE <i>17mm Hex and 21mm box end (Hazet # 2567)</i>	X	X	X
	US 173	SPECIAL SOCKET, 1/2"DRIVE <i>For autom. clutch</i>	X		
	US 174	SPECIAL SOCKET, 1/2"DRIVE <i>For autom. clutch</i>	X		
	US 176	EXTRACTOR <i>For fan</i>			X
	US 177	CENTERING SLEEVE <i>For fan housing</i>			X
	US 178	SPECIAL DOUBLE OPEN END WRENCH <i>For carburetor</i>			X
	US 201	EXTRACTOR <i>For oil pump</i>	X	X	X
	US 202	EXTRACTOR <i>Various use with US 202A to US 202T</i>	X	X	X
	US 202 A	EXTRACTOR HOOKS <i>Set of 2 hooks</i>	X	X	X
	US 202 C	EXTRACTOR RING <i>For brake drums</i>	X	X	X
	US 202 D	EXTRACTOR HOOKS <i>Set of 2 hooks</i>	X	X	X
	US 202 F	THRUST PAD	X	X	X
	US 202 I	THRUST PAD	X		
	US 202 K	THRUST PAD		X	






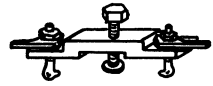


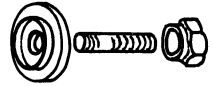
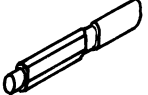





ILLUSTRATION	TOOL No.	DESCRIPTION	TYPE		
			1	2	3
	US 202 M	THRUST PAD		X	
	US 202 P	EXTRACTOR PLATES		X	
	US 202 S	EXTRACTOR HOOKS <i>Set of 2 hooks</i>	X	X	
	US 202 T	THRUST PAD			X
	US 202 U	EXTRACTOR HOOKS <i>Set of 2 hooks</i>		X	
	US 203 B	EXTRACTOR <i>For fan pulley</i>	X	X	
	US 203 B-6	REPLACEMENT FOR US 203 B <i>Set of 2 hooks, 2 levers and 2 nuts</i>	X	X	
	US 203 D	THRUST PAD <i>For fan pulley</i>	X	X	
	US 204 B	CRANKSHAFT OIL SEAL INSTALLING TOOL	X	X	X
	US 207	PISTON PIN PILOT DRIFT	X	X	X
	US 207 B	PISTON PIN REMOV. AND INSTALL. TOOL	X	X	X
	US 212 A	PISTON PIN BEARING REMOVING AND INSTALLING TOOL	X	X	
	US 214 B	CONNECTING ROD REPAIR DEVICE <i>Furnished with wooden box</i>	X	X	
	US 214 C	SUPPLEMENT TO DEVICE ABOVE			X
	US 215	FLYWHEEL RETAINER <i>In conjunction with US 307</i>	X	X	X














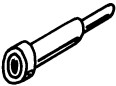

ILLUSTRATION	TOOL No.	DESCRIPTION	TYPE		
			1	2	3
	US 215 B	FLYWHEEL RETAINER	X	X	X
	US 217	FACING CUTTER WITH PILOT <i>For refacing the torsion arm eyes</i>	X	X	
	US 217 A	PILOT FOR FACING CUTTER		X	
	US 217 Z	FACING CUTTER <i>Replacement for US 217</i>	X	X	
	US 219	CLUTCH PILOT <i>For centering the clutch plate</i>	X	X	X
	US 222	STARTER SHAFT BUSHING PILOT DRIFT	X	X	X
	US 224	KING PIN BUSHING REAMER <i>Range 18 to 21mm</i>	X		
	US 224-1	REPLACING SET OF 5 BLADES <i>For reamer U 18 - 21mm</i>	X		
	US 224-2	ONE SET OF LOCK NUTS <i>For reamer U 18 - 21mm</i>	X		
	US 224 A	KING PIN BUSHING REAMER <i>Range 21 to 24.5mm</i>		X	
	US 224 A-1	REPLACING SET OF 5 BLADES <i>For reamer U 21 - 24.5mm</i>		X	
	US 224 A-2	ONE SET OF LOCK NUTS <i>For reamer U 21 - 24.5mm</i>		X	
	US 228 A	STARTER SHAFT BUSHING EXTRACTOR	X	X	X
	US 240 A	DRIFT	X	X	
	US 241 A	BALL BEARING EXTRACTOR	X	X	X





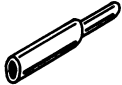







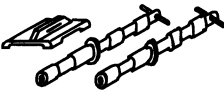

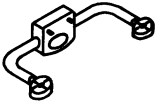
ILLUSTRATION	TOOL No.	DESCRIPTION	TYPE		
			1	2	3
	US 241 A-4	HOOKS FOR US 241 A <i>Set of 4 hooks</i>	X	X	X
	US 243	DRIVER		X	
	US 244	DRIVING SLEEVE	X		
	US 244 B	DRIVING SLEEVE	X	X	X
	US 244 C	DRIVING SLEEVE			X
	US 244 D	DRIVING SLEEVE		X	
	US 245 A	PROTRACTOR	X	X	X
	US 245 A-1	LEVEL FOR US 245 A <i>Replacement for the tool above</i>	X	X	X
	US 246	NO - GO PLUG GAGE	X	X	X
	US 253	VALVE GAGE 7MM	X	X	
	US 253 A	VALVE GAGE 8MM	X	X	X
	US 254 A	CLUTCH ADJUSTMENT GAGE <i>Modified for all clutch diameters</i>	X	X	X
	US 256 A	FRONT AXLE TUBE ALIGNMENT GAGE	X		
	US 258 A	STUB AXLE GAGE	X		
	US 258 C	STEERING KNUCKLE GAGE		X	




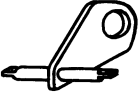













ILLUSTRATION	TOOL No.	DESCRIPTION	TYPE		
			1	2	3
	US 258 D	STEERING KNUCKLE PILOT			X
	US 258 F	STEERING KNUCKLE GAGE		X	
	US 259	TORSION ARM LINK GAGE	X		
	US 261	PROTRACTOR <i>Furnished with wooden box</i>			X
	US 262	DEVICE FOR CHECKING STEERING ARMS			X
	US 266 F	TIE ROD END REMOVER	X	X	
	US 266 H	TIE ROD END REMOVER	X		X
	US 270 A	TORSION ARM OFFSET GAGE <i>Pin Dia 18mm</i>	X		
	US 270 B	TORSION ARM OFFSET GAGE <i>Pin Dia 20mm</i>		X	
	US 270 C	TORSION ARM OFFSET GAGE <i>Pin Dia 22mm</i>		X	
	US 273 A	TORSION ARM BUSHING DRIFT	X		
	US 273 B	TORSION ARM BUSHING DRIFT		X	
	US 273 C	LOWER TORSION ARM BUSHING DRIFT			X
	US 273 D	UPPER TORSION ARM BUSHING DRIFT			X
	US 274 A	TORSION ARM BUSHING REAMER <i>Range 36 to 38mm</i>	X		




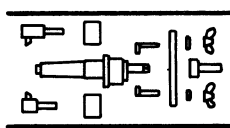



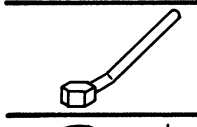
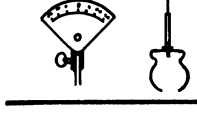
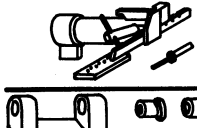
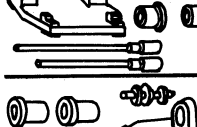

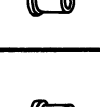


ILLUSTRATION	TOOL No.	DESCRIPTION	TYPE		
			1	2	3
	US 274 A-R20	REAMER HEAD REPLACEMENT Range 36 to 38mm	X		
	US 274 B	TORSION ARM BUSHING REAMER Range 41 to 44mm		X	
	US 274B-R20B	REAMER HEAD REPLACEMENT Range 41 to 44mm		X	
	US 274 C	CUTTER FOR TORSION ARM BUSHINGS Furnished with wooden box			X
	US 275	STEERING DAMPER INSTALLING TOOL		X	
	US 276 A	LOWER TORSION ARM EXTRACTOR New Model (US 276 discontinued)			X
	US 277	OPEN END WRENCH 41MM	X		X
	US 278 A	WRENCH FOR STEERING WORM ADJUSTMENT	X		X
	US 279	STEERING ADJUSTING DEVICE	X		X
	US 280	ASSEMBLY AND CHECKING DEVICE FOR ROLLER AND WORM STEERING	X		X
	US 282 B	TORSION ARM TEST PLATE - NEW MODEL Made in accordance with VW Bull. V-75	X	X	
	US 282 D	TORSION ARM TEST PLATE WITH 5 BUSH. Upper-Bush.: 2 I.D. 35mm, 1 I.D. 32mm Lower-Bush.: 1 I.D. 33mm, 1 I.D. 43mm			X
	US 282 D-32	SEPARATE BUSHING I.D. 32MM - UPPER For previously supplied plates by Matra or Zelenda			X
	US 282 D-35	SEPARATE BUSHING I.D. 35MM - UPPER For previously supplied plates by Matra or Zelenda			X
	US 287	DIFFERENTIAL HOUSING GAGE	X	X	




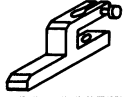




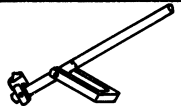



ILLUSTRATION	TOOL No.	DESCRIPTION	TYPE		
			1	2	3
	US 287 A	DIFFERENTIAL HOUSING GAGE	X	X	X
	US 288 B	DIAL BACKLASH GAGE	X	X	
	US 289 D	TRANSMISSION CASE MANDREL <i>Furnished with wooden box</i>	X	X	X
	US 292	CRANKSHAFT END PLAY GAGE	X	X	X
	US 293	DRIVE PINION HOLDING FIXTURE	X	X	X
	US 294	GEARSHIFT TEST APPLIANCE	X	X	X
		WOODEN BOX FOR ABOVE TOOL			
	US 295	NEEDLE BEARING DRIFT	X	X	X
	US 295 A	ADDITIONAL TOOL FOR DRIFT US 295	X	X	X
	US 296	TRANSMISSION REMOVAL TOOL	X	X	X
	US 297	RING GEAR ADJUSTING DEVICE <i>Furnished with wooden box</i>	X	X	X
	US 298	GAGE RING	X	X	X
	US 299	ADJUSTING DEVICE FOR CONCAVE WASHER	X	X	X






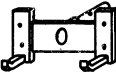









ILLUSTRATION	TOOL No.	DESCRIPTION	TYPE		
			1	2	3
	US 307	FIXTURE	X	X	X
	US 308	PLAIN ASSEMBLY STAND	X	X	X
	US 308 A	ASSEMBLY STAND WITH ARMS AND FORKS	X	X	X
	US 308 B	ASSEMBLY STAND WITH ARM AND FORKS AND WITH FIXTURE US 313	X	X	X
	US 308 C	ASSEMBLY STAND WITH ARMS AND FORKS AND WITH FIXTURES US 313 AND 307	X	X	X
	US 309	HOLDING PLATE	X	X	X
	US 309 A	FRONT AXLE ADDAPTORS <i>Set of 2 adaptors</i>		X	
	US 309 B	CLAMPS FOR FRONT AXLE <i>Set of 2 clamps</i>			X
	US 310 A	FIXTURE	X	X	X
	US 311 C	CHUCK 7MM	X	X	
	US 311 F	CHUCK 8MM	X	X	X
	US 311 H	VALVE EXTRACTOR	X	X	X
	US 311 K-16	VALVE GUIDE PILOT DIA 7MM	X	X	
	US 311 K-17	VALVE GUIDE PILOT DIA 8MM	X	X	X
	US 311 K-20	VALVE GUIDE BRUSH 7MM	X	X	
















ILLUSTRATION	TOOL No.	DESCRIPTION	TYPE		
			1	2	3
	US 311 K-21	VALVE GUIDE BRUSH 8MM	X	X	X
	US 311-1	CYLINDRICAL WIRE BRUSH DIA 20MM	X	X	X
	4411 (US 311-2)	VALVE GUIDE REAMER DIA 7MM	X	X	
	4412 (US 311-3)	VALVE GUIDE REAMER DIA 8MM	X	X	X
	US 311-4	EJECTOR TUBE	X	X	X
	US 311-5	HOLDER FOR VALVE SEAT CUTTERS	X	X	X
	US 311-6	T-HANDLE FOR HOLDER, 3/8"DRIVE	X	X	X
	US 311-7	VALVE SEAT CUTTER 45°, DIA 32MM	X	X	
	US 311-8	VALVE SEAT CUTTER 45°, DIA 34MM	X	X	X
	US 311-9	VALVE CORRECTION CUTTER 15°, DIA 32MM	X	X	
	US 311-10	VALVE CORRECTION CUTTER 15°, DIA 34MM	X	X	X
	US 311-11	VALVE CORRECTION CUTTER 75°, DIA 30MM	X	X	X
	US 311-12	VALVE RESEATER WITH SUCKER	X	X	X
	US 313	FIXTURE	X	X	X
	US 314	FIXTURE	X	X	X







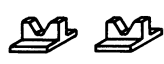
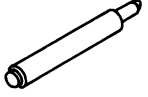







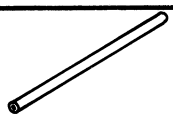

ILLUSTRATION	TOOL No.	DESCRIPTION	TYPE		
			1	2	3
	US 400 Z	15 TON PRESS <i>Specifications on separate page</i>	X	X	X
	US 401	THRUST PLATE	X	X	X
	US 402	THRUST PLATE	X	X	X
	US 405	V-BLOCK PUNCH	X	X	X
	US 406	V-BLOCKS <i>Set of 2 blocks</i>	X	X	X
	US 407	PUNCH	X	X	X
	US 408	PUNCH	X	X	X
	US 409	PUNCH	X	X	X
	US 410	PUNCH	X	X	X
	US 411	PUNCH	X	X	X
	US 412	THRUST DISC	X	X	X
	US 415	TUBE DIA 57MM	X	X	X
	US 416	TUBE DIA 38MM	X	X	
	US 417	TUBE DIA 30/31.9MM	X		
	US 418	TUBE DIA 32.5MM	X		X


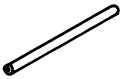













ILLUSTRATION	TOOL No.	DESCRIPTION	TYPE		
			1	2	3
	US 419	TUBE DIA 32MM	X	X	X
	US 420	TUBE DIA 28MM	X	X	
	US 421	TUBE DIA 28MM	X	X	X
	US 422	SPLIT TUBE	X	X	X
	US 423	TUBE DIA 21.5MM	X	X	
	US 424	EXTENSION		X	
	US 427	GUIDE TUBE	X	X	X
	US 428	TAPERED GUIDE TUBE	X	X	X
	US 429	THRUST RING	X	X	X
	US 430	THRUST RING	X	X	X
	US 431	THRUST PAD DIA 16.5/28MM	X	X	
	US 432	ARBOR DIA 50MM	X	X	X
	US 433	THRUST PAD	X	X	X
	US 433 A	SPACER RING	X		
	US 434	ARBOR	X	X	X










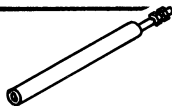







ILLUSTRATION	TOOL No.	DESCRIPTION	TYPE		
			1	2	3
	US 435	ARBOR	X	X	X
	US 436	TAPERED GUIDE PIN	X	X	X
	US 437	TAPERED GUIDE PIN		X	
	US 438	CYLINDRICAL GUIDE PIN	X	X	X
	US 439	SHOULDERED GIDE PIN	X	X	X
	US 441	BASE BLOCK	X	X	X
	US 442	THRUST PAD	X		X
	US 446	TUBE	X	X	X
	US 447	THRUST PLATE	X	X	
	US 447 A	THRUST PLATE	X		
	US 447 B	THRUST PLATE		X	
	US 447 C	THRUST PLATE			X
	US 447 D	THRUST PLATE			X
	US 447 F	THRUST PLATE		X	
	US 447 G	THRUST PLATE		X	












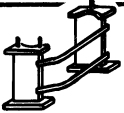



ILLUSTRATION	TOOL No.	DESCRIPTION	TYPE		
			1	2	3
	US 447 H	THRUST PLATE		X	
	US 447 I	THRUST PLATE		X	
	US 448	THRUST PLATE	X		
	US 449 A	TOOTHED THRUST RING	X	X	
	US 449 B	TOOTHED THRUST RING	X	X	
	US 449 C	TOOTHED THRUST RING	X	X	
	US 449 D	TOOTHED THRUST RING		X	X
	US 449 F	TOOTHED THRUST RING	X	X	X
	US 450 A	STAND FOR PRESS TOOLS WITH 7 PLASTIC TRAYS	X	X	X
	US 450 A-7	SET OF 7 PLASTIC TRAYS FOR PRESS TOOLS	X	X	X
	US 451	THRUST PLATE		X	
	US 452	GEAR CARRIER SUPPORT	X	X	X
	US 453	HOLDER FOR BRAKE DRUM			X
	US 460	REMOVAL DEVICE <i>Set of 3 pieces</i>		X	X
	US 461	KING PIN INSTALATION DEVICE <i>Set of 7 pieces</i>		X	

















ILLUSTRATION	TOOL No.	DESCRIPTION	TYPE		
			1	2	3
	US 631	OIL TRAY FOR ASSEMBLY STAND	X	X	X
	US 635-2	HEADLIGHT AIMING SCREEN <i>Not stock item</i>	X	X	X
	US 637-1	INNER HUB CAP PULLER <i>Modified for all 3 types</i>	X	X	X
	US 638	DRIFT FOR TORSION ARM BUSHINGS	X	X	
	US 639	TORSION ARM BUSHING EXTRACTOR			X
	US 642	TOOL FOR SWING LEVER SHAFT	X	X	
	US 643	ENGINE STAND <i>Listed on page 11 under No. US 308</i>	X	X	X
	US 644	EXHAUST TAIL PIPE REMOVAL TOOL	X	X	X
	US 646-1	DISCHARGE TUBE TOOL 28 PICT CARBURETOR	X	X	X
	US 647	CLIP FOR FUEL TUBE	X	X	X
	US 648	STEERING GEAR MOUNTING TUBE	X	X	
	US 649	GUIDE SLEEVE FOR STEERING ROLLER SHAFT	X	X	
	US 651	DISASSEMBLY TROLLEY	X	X	X
	US 652-3	DISASSEMBLY RACK <i>For all types</i>	X	X	X
	US 653-2	VALVE SPRING COMPRESSING TOOL WITH TUBE <i>(Latest Model)</i>	X	X	X










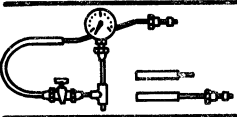
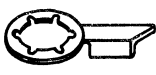




ILLUSTRATION	TOOL No.	DESCRIPTION	TYPE		
			1	2	3
	US 654	FITTING JIG FOR OIL FILLER			X
	US 655-1	TORSION BAR TENSIONER	X	X	
	US 655-2	TORSION BAR TENSIONER <i>Modified for all types</i>	X	X	X
	US 659-1	DIAL INDICATOR BRACKET	X	X	X
	US 660	IGNITION TIMING ADJUSTING GAGE			X
	US 660-2	LIGHTNING DEVICE FOR ABOVE			X
	US 661-2	OIL COOLER TEST APPLIANCE <i>Modified as per drawing 2/9/64</i>	X	X	X
	US 661-10	SUPPLEMENTARY KIT FOR ABOVE <i>For use with formely supplied devic.</i>			X
	US 662-2	OIL PRESSURE SWITCH TESTER	X	X	X
	US 663-1	FUEL PUMP TESTER	X	X	X
	US 664	DIFFERENTIAL HOUSING HOLDING FIXT.	X	X	X
	US 664-1	DIFFERENTIAL HOUSING HOLDING FIXT.	X	X	X
	US 665	OIL PUMP PILOT	X	X	X
	US 667	CLUTCH CABLE ADJUSTING TOOL	X	X	X
	US 669-1	TENSION TESTER FOR V-BELT	X	X	X



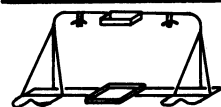


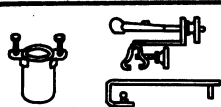




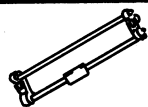


ILLUSTRATION	TOOL No.	DESCRIPTION	TYPE		
			1	2	3
	US 674	SPECIAL CROSS KEY	X	X	X
	US 676	CASTER AND BRACKET	X	X	X
	US 677	WHEEL STAND	X	X	X
	US 681	EXTRACTOR LEVER FOR MAIN DRIVE SHAFT OIL SEAL	X	X	X
	US 690	INSTALLING DEVICE FOR TYPE 2 REAR AXLE SHAFT BALL BEARING		X	
	US 691	ADDAPTOR FOR TWIN CARBUR. SYSTEM	X	X	X
	US 691 A	SYNCHRONIZER	X	X	X
	US 692	FITTING SLEEVE			X
	US 693	DEVICE FOR PRESSING-OUT THE DRIVEN GEAR AND SHAFT OF THE REAR AXLE		X	
	US 694	PULLER FOR SEALING CAP		X	
	US 697	TEST APPLIANCE FOR FRAME HEAD			X
	US 699	FITTING SLEEVE	X	X	X
	US 699-64	VALVE GUIDE CUTTER	X	X	X



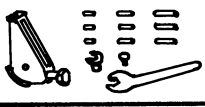





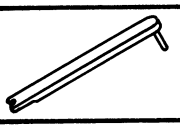














ILLUSTRATION	TOOL No.	DESCRIPTION	TYPE		
			1	2	3
	US 705	DISASSEMBLY TOOL FOR WINDOW HANDLE	X	X	X
	US 710	ASSEMBLY WRENCH FOR COMPARTMENT LID LOCK	X	X	X
	US 80	HINGE PIN REMOVER (Replacing US730) <i>Consisting of:</i> 1 hing pin pressing out tool 3 pressure pins 20mm long 3 pressure pins 25mm long 3 pressure pins 35mm long 1 split sleeve 1 pressure head 1 open end wrench 22mm 1 box	X	X	X
		REPLACEMENT PARTS FOR ABOVE TOOL:			
	US 80-10	PRESSURE PINS 20 MM LONG <i>Set of 2 pins</i>			
	US 80-11	PRESSURE PINS 25 MM LONG <i>Set of 2 pins</i>			
	US 80-12	PRESSURE PINS 35 MM LONG <i>Set of 2 pins</i>			
	US 80-20	SPLIT SLEEVE			
	US 80-30	PRESSURE HEAD			
	US 730-1	DOOR HINGE PIN DRIFT	X	X	X
	US 736-1	HEADLINING TOOL	X	X	X
	US 753	APPLIANCE FOR CHECKING BRAKE LINING WEAR		X	X
	US 756	LOWER FRONT AXLE BUSHING DRIFT			X

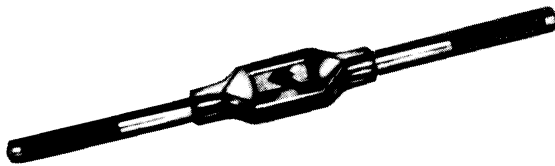
ILLUSTRATION	TOOL No.	DESCRIPTION	TYPE		
			1	2	3
	US 757	UPPER FRONT AXLE BUSHING DRIFT			X
	US 759	APPLIANCE FOR CHECKING BRAKE DRUM OVALITY	X	X	X
	US 761	BACKLASH CHECKING HOLDER <i>VW Bulletin No. H - 37</i>	X	X	
	2286/64	SPECIAL SOCKET 11 MM <i>For brake hose</i>			
	2287/64	SPECIAL SOCKET 14 MM <i>For brake hose</i>			
	US 8-3	MEASURING GLASS 8 CUB.CM WITH TUBE AND 0.8 mm JET			
	US 8	MEASURING GLASS ONLY			
	US 1043	DRILL GAGE <i>VW Bulletin No. H - 125</i>	X		
	US 1139	CLUTCH TEST GAGE <i>VW Bulletin No. M 2-1962</i>	X	X	X
	US B-9	RIVETING TOOL FOR HUB CAP SPRING CLIPS	X	X	X





## METRIC TAPS

DIAMETER X PITCH mm		RECOMMENDED DRILL DIA mm	
M 4 X 0.70	3 PIECES SET C.S.	3.3	
M 5 X 0.80	3 PIECES SET C.S.	4.2	
M 6 X 1.00	3 PIECES SET C.S.	4.9	
M 7 X 1.00	3 PIECES SET C.S.	5.9	
M 8 X 1.25	3 PIECES SET C.S.	6.7	
M 8 X 1.00	3 PIECES SET C.S.	6.9	
M 10 X 1.50	3 PIECES SET C.S.	8.4	
M 10 X 1.25	3 PIECES SET C.S.	8.6	
M 10 X 1.00	3 PIECES SET C.S.	8.9	
M 12 X 1.75	3 PIECES SET C.S.	10	
M 12 X 1.50	3 PIECES SET C.S.	10.25	
M 12 X 1.00	3 PIECES SET C.S.	11	
M 14 X 2.00	3 PIECES SET C.S.	11.75	
M 14 X 1.50	3 PIECES SET C.S.	12	
M 14 X 1.25	3 PIECES SET C.S.	12.5	



## TAP WRENCHES

TOOL NO.	CAPACITY FOR TAPS DIA. mm		
10 - 1	2 TO 6		
10 - 2	4 TO 14		
10 - 3	5 TO 18		

DIES AND COMPLETE TAP AND DIE SET IN BOX SEE NEXT PAGES



**METRIC DIES**

DIAMETER X PITCH mm	OUTSIDE DIAMETER Inches		
M 4 X 0.70	1		
M 5 X 0.80	1		
M 6 X 1.00	1		
M 7 X 1.00	1		
M 8 X 1.25	1		
M 8 X 1.00	1		
M 10 X 1.50	1		
M 10 X 1.25	1		
M 10 X 1.00	1		
M 12 X 1.75	1 1/2		
M 12 X 1.50	1 1/2		
M 12 X 1.00	1 1/2		
M 14 X 2.00	1 1/2		
M 14 X 1.50	1 1/2		
M 14 X 1.25	1 1/2		
M 16 X 1.50	1 1/2		
M 16 X 1.50	1 1/2	LEFT HAND	
M 18 X 1.00	1 1/2		
M 18 X 1.00	1 1/2	LEFT HAND	
M 18 X 1.50	1 1/2		
M 18 X 1.50	1 1/2	LEFT HAND	
M 22 X 1.50	1 3/4		
M 22 X 1.50	1 3/4	LEFT HAND	
M 24 X 1.50	1 3/4		
M 30 X 1.50	2		



**DIE STOCKS**

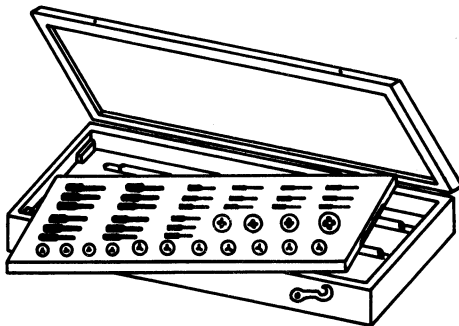
TOOL NO.	CAPACITY		
12 - 2	FOR 1" O.D. DIES		
12 - 3	FOR 1 1/2" O.D. DIES		
12 - 4	FOR 1 3/4" O.D. DIES		
12 - 5	FOR 2" O.D. DIES		

## METRIC TAP AND DIE SETS

SET NO. Z - TD 47 IN WOODEN BOX

SET CONSISTS OF:

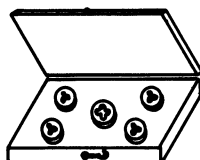
HAND TAPS SETS OF 3 PCS	M 6 X 1.00
	M 7 X 1.00
	M 8 X 1.25
	M 8 X 1.00
	M 10 X 1.50
	M 10 X 1.00
	M 12 X 1.50
	M 14 X 1.50
ONE TAP	M 14 X 1.25
ONE TAP WRENCH	NO. 10-2



ROUND DIES	M 6 X 1.00
	M 7 X 1.00
	M 8 X 1.25
	M 8 X 1.00
	M 10 X 1.50
	M 10 X 1.00
	M 12 X 1.50
	M 16 X 1.50
	M 16 X 1.50 L.H.
	M 18 X 1.50
	M 18 X 1.50 L.H.
	M 18 X 1.00
	M 18 X 1.00 L.H.
	M 22 X 1.50
M 22 X 1.50 L.H.	
M 24 X 1.50	
M 30 X 1.50	
DIE STOCKS	NO. 12 - 2
	NO. 12 - 3
	NO. 12 - 4
	NO. 12 - 5

ADDITIONAL SET OF DIES FOR FORMELY SUPLIED SET OF TAPS AND DIES NO. Z - TD 41

SET NO. Z - D 5 IN METAL BOX



SET CONSISTS OF:

ROUND DIES	M 16 X 1.50
	M 16 X 1.50 L.H.
	M 18 X 1.00
	M 18 X 1.00 L.H.
	M 30 X 1.50



# METRIC DRILLS

SUPER HIGH SPEED STEEL

DIA. mm	OVERALL LENGTH mm	MINIMUM ORDER Pcs	DIA. mm	OVERALL LENGTH mm	MINIMUM ORDER Pcs	DIA. mm	OVERALL LENGTH mm	MINIMUM ORDER Pcs	DIA. mm	OVERALL LENGTH mm	MINIMUM ORDER Pcs
0.50	36	3	2.25	55	3	5.00	89	2	7.90	110	2
0.55	36	3	2.30	55	3	5.10	89	2	8.00	115	2
0.60	36	3	2.35	55	3	5.20	89	2	8.10	115	2
0.65	36	3	2.40	55	3	5.25	89	2	8.20	115	2
0.70	36	3	2.45	55	3	5.30	89	2	8.25	115	2
0.75	36	3	2.50	62	3	5.40	89	2	8.30	115	2
0.80	36	3	2.60	62	3	5.50	95	2	8.40	115	2
0.85	36	3	2.70	62	3	5.60	95	2	8.50	120	2
0.90	36	3	2.75	62	3	5.70	95	2	8.60	120	2
0.95	36	3	2.80	62	3	5.75	95	2	8.70	120	2
1.00	44	3	2.90	62	3	5.80	95	2	8.75	120	2
1.05	44	3	3.00	67	3	5.90	95	2	8.80	120	2
1.10	44	3	3.10	67	3	6.00	99	2	8.90	120	2
1.15	44	3	3.20	67	3	6.10	99	2	9.00	125	2
1.20	44	3	3.25	67	3	6.20	99	2	9.10	125	2
1.25	44	3	3.30	67	3	6.25	99	2	9.20	125	2
1.30	44	3	3.40	67	3	6.30	99	2	9.25	125	2
1.35	44	3	3.50	75	3	6.40	99	2	9.30	125	2
1.40	52	3	3.60	75	3	6.50	100	2	9.40	125	2
1.45	52	3	3.70	75	3	6.60	100	2	9.50	130	2
1.50	52	3	3.75	75	3	6.70	100	2	9.70	130	2
1.55	52	3	3.80	75	3	6.75	100	2	9.75	130	2
1.60	52	3	3.90	75	3	6.80	100	2	9.80	130	2
1.65	52	3	4.00	79	3	6.90	100	2	9.90	130	2
1.70	52	3	4.10	79	3	7.00	100	2	10.00	135	1
1.75	52	3	4.20	79	3	7.10	105	2	10.25	135	1
1.80	52	3	4.25	79	3	7.20	105	2	10.50	150	1
1.85	52	3	4.30	79	3	7.25	105	2	10.75	150	1
1.90	52	3	4.40	79	3	7.30	105	2	11.00	150	1
1.95	52	3	4.50	85	3	7.40	105	2	11.25	150	1
2.00	55	3	4.60	85	3	7.50	110	2	11.50	160	1
2.05	55	3	4.70	85	3	7.60	110	2	11.75	160	1
2.10	55	3	4.75	85	3	7.70	110	2	12.00	160	1
2.15	55	3	4.80	85	3	7.75	110	2	12.50	160	1
2.20	55	3	4.90	85	3	7.80	110	2	13.00	160	1

## Z - D 49

METRIC DRILL SET, Consisting of:

- 3 pieces of each Drill Dia. 1, 1.5, 2, 2.5, 3, 3.5, 4, 4.5 mm
- 2 pieces of each Drill Dia. 5, 5.5, 6, 6.5, 7, 7.5, 8, 8.5, 9, 9.5 mm
- 1 piece of each Drill Dia. 10, 10.5, 11, 11.5, 12 mm

## Z - D 27

METRIC DRILL SET

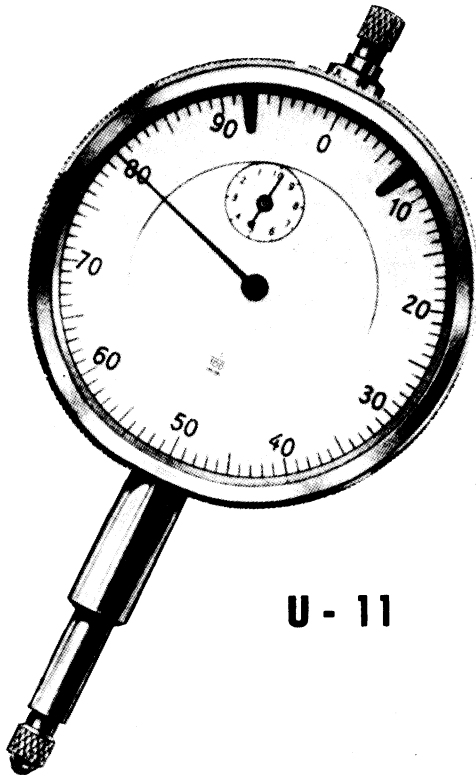
Consisting of Metric Drills recommended for use with Metric Taps:

- 3 pieces of each Drill Dia. 3.3, 4.2, 4.9 mm
- 2 pieces of each Drill Dia. 5.9, 6.7, 6.9, 8.4, 8.6, 8.9 mm
- 1 piece of each Drill Dia. 10, 10.25, 11, 11.75, 12, 12.5 mm


ALL DRILLS PACKED IN HANG-UP CONTAINERS



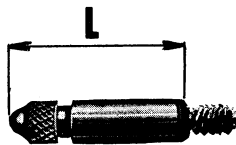
ILLUSTRATION	TOOL No.	DESCRIPTION	
--------------	----------	-------------	--



**U - 11**



**U - 2**



U - 11	METRIC DIAL INDICATOR <i>Normal size.-Diameter 58 mm (2¼")</i> <i>Reading 0.01 mm, Travel 11 mm.</i>	
U - 2	METRIC DIAL INDICATOR <i>Small size.-Diameter 39 mm (1½")</i> <i>Reading 0.01 mm, Travel 5 mm.</i>	
E 3	DIAL INDICATOR EXTENSION <i>Length 3 mm</i> <i>(Shorter than standard)</i>	
E 6	DIAL INDICATOR EXTENSION <i>Length 6 mm</i> <i>(Standard)</i>	
E 14	DIAL INDICATOR EXTENSION <i>Length 14 mm</i>	
E 18	DIAL INDICATOR EXTENSION <i>Length 18 mm</i>	
E 21	DIAL INDICATOR EXTENSION <i>Length 21 mm</i>	
E 28	DIAL INDICATOR EXTENSION <i>Length 28 mm</i>	

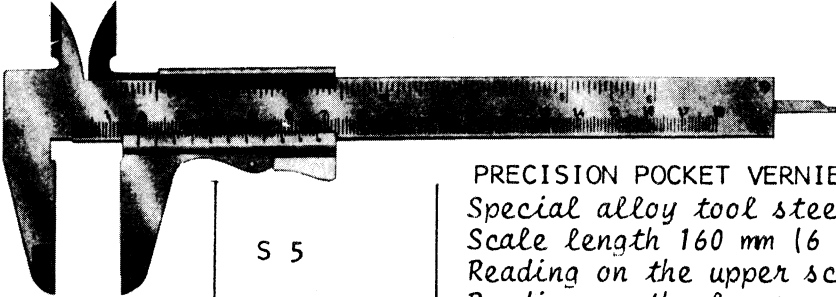
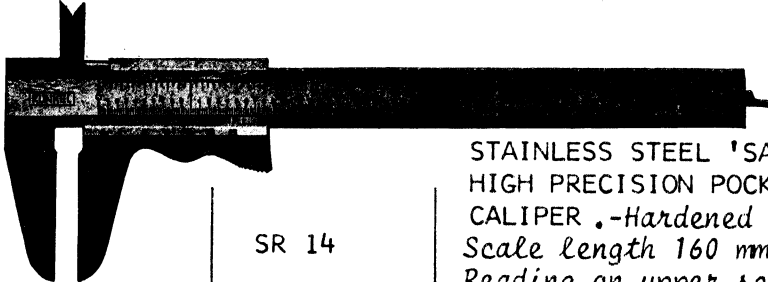
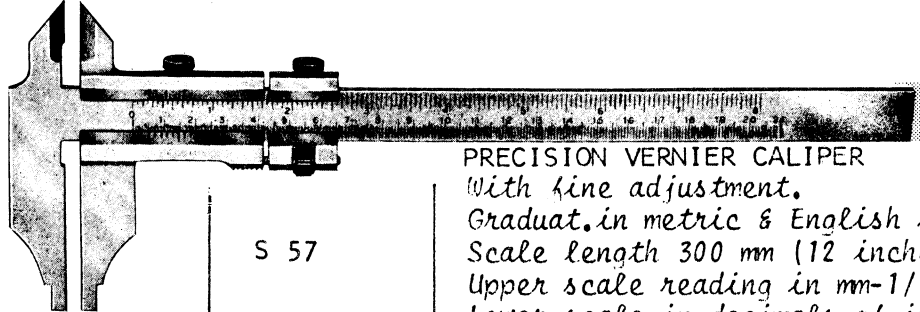
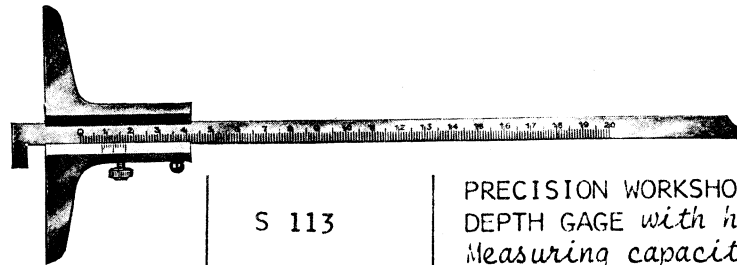
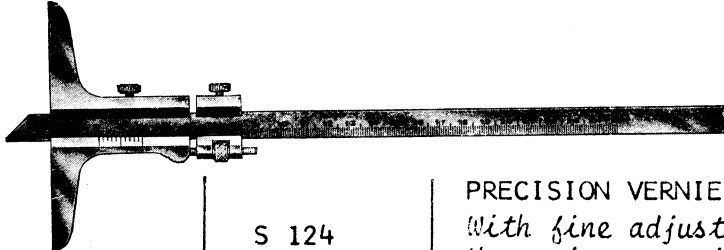
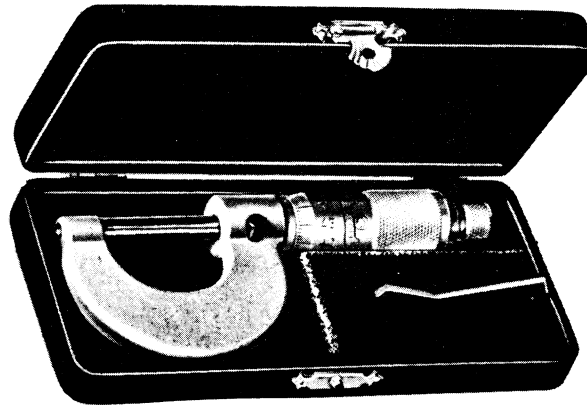
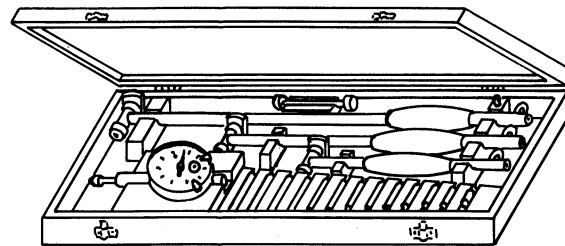
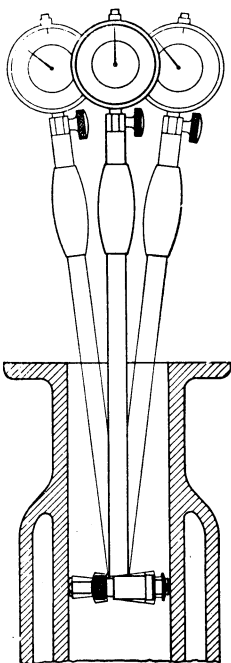
ILLUSTRATION	TOOL No.	DESCRIPTION
	S 5	<p>PRECISION POCKET VERNIER CALIPER  <i>Special alloy tool steel-hardened.</i>                      Scale length 160 mm (6 inches)                      Reading on the upper scale-1/125"                      Reading on the lower scale-1/20mm.</p>
	SR 14	<p>STAINLESS STEEL 'SATIN-CHROMED'                      HIGH PRECISION POCKET VERNIER                      CALIPER .-Hardened throughout.                      Scale length 160 mm ( 6 inches )                      Reading on upper scale-1/20 mm.                      Reading on lower scale-1/1000".</p>
	S 57	<p>PRECISION VERNIER CALIPER  <i>With fine adjustment.</i>                      Graduat.in metric &amp; English systems                      Scale length 300 mm (12 inches )                      Upper scale reading in mm-1/50mm.                      Lower scale in decimals of inch.</p>
	S 113	<p>PRECISION WORKSHOP VERNIER                      DEPTH GAGE <i>with hook</i>                      Measuring capacity 250 mm (10")                      Reading in 1/50 mm.</p>
	S 124	<p>PRECISION VERNIER DEPTH GAGE  <i>With fine adjustment.</i>                      Measuring capacity 250 mm (10")                      Reading in 1/50 mm.</p>

ILLUSTRATION	TOOL No.	DESCRIPTION	
--------------	----------	-------------	--



	M 16-0-25	PRECISION MICROMETER Measuring capacity 0 - 25 mm In wooden case.	
	M 16-25-50	PRECISION MICROMETER In wooden case. Meas. Cap. 25-50mm. With Checking Standard.	
	M 16-50-75	PRECISION MICROMETER In wooden case. Meas. Cap. 50-75mm. With Checking Standard	
	M 16-75-100	PRECISION MICROMETER In wooden case. Meas. Cap. 75-100mm With Checking Standard.	



UG 74	SELF-CENTERING HIGH PRECISION FINE BORE GAGES "SUBITO" WITH DIAL GAGE (Reading 1/100mm) Measuring capacity 18-100 mm. In wooden case.	
-------	---	--

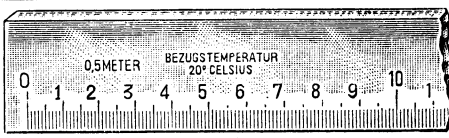



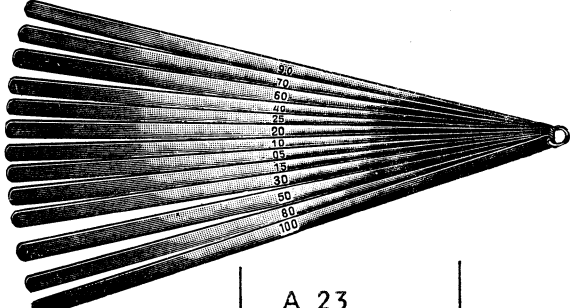
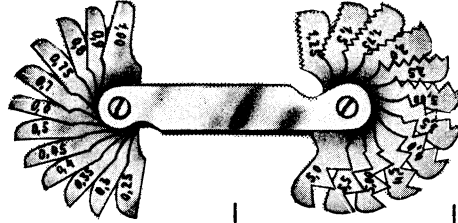
ILLUSTRATION	TOOL No.	DESCRIPTION
	N 3-500	WORKSHOP RULE, QUALITY I Length 500 mm, width 30 mm, Thickness 6 mm. Working edges finely scraped. Flats best machined.
	R 200 R 300 R 500	Both sides graduated in mm & inches STAINLESS STEEL FLEXIBLE RULE Length 200 mm. STAINLESS STEEL FLEXIBLE RULE Length 300 mm. STAINLESS STEEL FLEXIBLE RULE Length 500 mm.
	S 167	STEEL TAPE MEASURE Length 2 meters Width 13 millimeters For inside and outside measurements. In molded zinc case.
	804	PRECISION FEELER GAGE Blade length 95 mm, width 10 mm With 18 blades in millimeters: 0.04 0.05 0.06 0.07 0.08 0.09 0.10 0.15 0.20 0.25 0.30 0.40 0.50 0.60 0.70 0.80 0.90 1.00
	A 23	PRECISION FEELER GAGE 13 blades-length 300 mm, width 13 mm For gaging: 0.05 0.10 0.15 0.20 0.25 0.30 0.40 0.50 0.60 0.70 0.80 0.90 1.00 mm
	82	SCREW PITCH GAGE Metric thread 60° 20 Blades Pitch 0.25 to 5 mm Measuring range M 2 to M 60 Precision Model for external and internal threads.







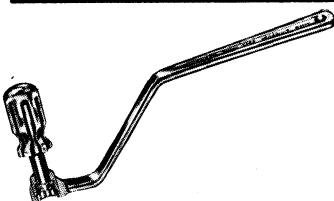
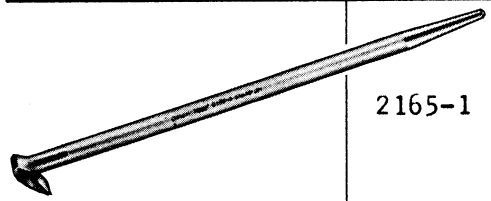

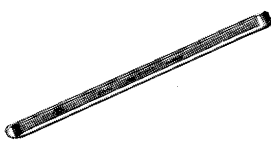
ILLUSTRATION	TOOL No.	DESCRIPTION	TYPE		
			1	2	3
	2502	SPECIAL SPARKPLUG WRENCH (Hazet) CHROME-VANADIUM	X	X	X
	2560	DOUBLE HEX BOX WRENCH 27X36 MM (Hazet) CHROME-VANADIUM	X	X	X
	2561	DOUBLE HEX BOX WRENCH 21X36 MM (Hazet) CHROME-VANADIUM	X	X	X
	2567	SPECIAL WRENCH FOR OIL SERVICE (Hazet) CHROME-VANADIUM	X	X	X
	2568	ADJUSTING VALVE WRENCH 13 MM (Hazet) CHROME-VANADIUM			X
	2165-1	PRY BAR (Hazet) CHROME-VANADIUM Nickel Plated			
	2165-2	PRY BAR (Hazet) CHROME-VANADIUM Nickel Plated			
	650-16	TIRE IRON 16" LONG (Hazet) CHROME-VANADIUM, Chrom Plated			


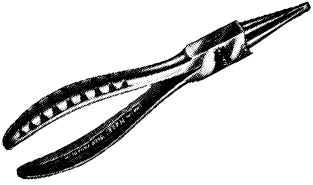
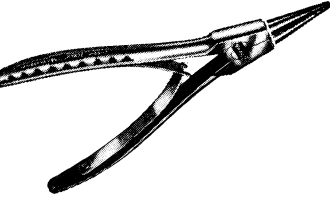
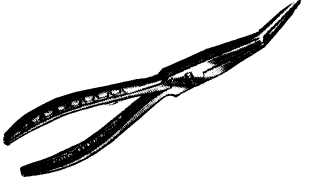

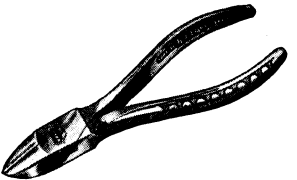

ILLUSTRATION	TOOL No.	DESCRIPTION	TYPE		
			1	2	3
	Z-P 177	CIRCLIPS PLIERS, STRAIGHT TIPS FOR EXTERNAL CIRCLIPS <i>Length 180mm CHROME-VANADIUM</i>			
	Z-P 179	CIRCLIPS PLIERS, STRAIGHT TIPS FOR INTERNAL CIRCLIPS <i>Length 160mm CHROME-VANADIUM</i>			
	Z-P 197	CIRCLIPS PLIERS, BENT TIPS FOR EXTERNAL CIRCLIPS <i>Length 180mm CHROME-VANADIUM</i>			
	Z-P 199	CIRCLIPS PLIERS, BENT TIPS FOR INTERNAL CIRCLIPS <i>Length 160mm CHROME-VANADIUM</i>			
	Z-P 126	NEEDLE NOSE PLIERS <i>Length 145mm CHROME-VANADIUM</i>			
	Z-P 316	SIDE CUTTING PLIERS <i>Length 170mm CHROME-VANADIUM</i>			
	Z-P 760	WATERPUMP PLIERS <i>Length 240mm CHROME-VANADIUM</i>			


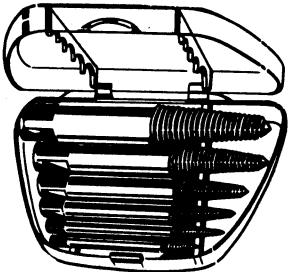

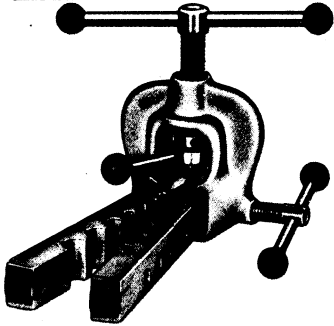








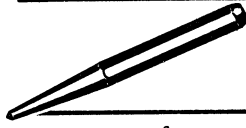
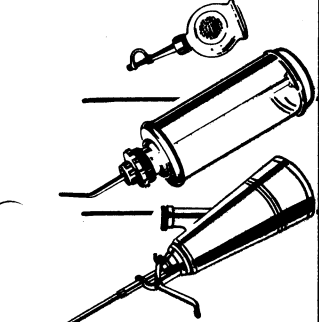

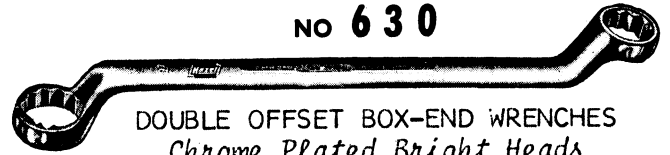
ILLUSTRATION	TOOL No.	DESCRIPTION	TYPE		
			1	2	3
	911-10	METRIC HEX KEY SET <i>10 piece set sizes 1.5 to 12mm</i>			
	Z-8551-66	SCREW EXTRACTOR SET <i>For screws from Dia.1.4 to 16mm</i>			
	ZF-8729-4	IGNITION POINTS FILE SET <i>Set of 6 pieces, 6" long</i>			
	TF-4595-1	COPPER TUBE FLARING TOOL <i>For tubes O.D. 4, 4.75, 6, 8, 10, 12 and 14 mm</i>			
	F-8701-2	FILE, FLAT 10" LONG			
	F-8719-2	FILE, TRIANGLE 10" LONG			
	F-8722-2	FILE, ROUND 10" LONG			

ILLUSTRATION	TOOL No.	DESCRIPTION	TYPE		
			1	2	3
	H 8605-1	GERMAN TYPE ENGINEER'S HAMMER <i>Weight 100 grams</i>			
	H 8605-3	GERMAN TYPE ENGINEER'S HAMMER <i>Weight 300 grams</i>			
	H 8605-5	GERMAN TYPE ENGINEER'S HAMMER <i>Weight 500 grams</i>			
	H 268-22	SOFT FACE HAMMER DIA 22 MM			
	H 268-30	SOFT FACE HAMMER DIA 30 MM			
	H 268-40	SOFT FACE HAMMER DIA 40 MM			
	RM 258	RUBBER MALLET DIA 57 MM			
	C 352-112	FLAT CHISEL, 11 MM			
	C 352-116	FLAT CHISEL, 15 MM			
	DP 355-99	DRIFT PUNCH DIA 2 MM			
	DP 355-103	DRIFT PUNCH DIA 4 MM			
	CP 350-101	CENTER PUNCH DIA 10 MM			
	O 102	PLASTIC OILER, CAPACITY 0.025 LITER			
	O 100	PLASTIC OILER, CAPACITY 0.25 LITER			
	O 103	OIL METAL CANE WITH PUMP LEVER CAPACITY 0.25 LITER			



**NO 450**

DOUBLE OPEN-END WRENCHES  
*Chrome Plated, Bright Heads*



**NO 630**

DOUBLE OFFSET BOX-END WRENCHES  
*Chrome Plated, Bright Heads*

CATALOG No.	SIZE mm	
450-0045	4 X 5	
450-0067	6 X 7	
450-0089	8 X 9	
450-1011	10 X 11	
450-1213	12 X 13	
450-1415	14 X 15	
450-1617	16 X 17	
450-1819	18 X 19	
450-2022	20 X 22	
450-2123	21 X 23	
450-2426	24 X 26	
450-2528	25 X 28	
450-2730	27 X 30	
450-3236	32 X 36	

ALTERNATE OPENING COMBINATIONS

450-1315	13 X 15	
450-1417	14 X 17	
450-1719	17 X 19	

 CHROME-VANADIUM

DOUBLE OPEN-END WRENCH SET  
*Chrome Plated, Bright Heads*

6 X 7 mm - 10 X 11 mm - 14 X 15 mm  
8 X 9 mm - 12 X 13 mm - 16 X 17 mm  
18 X 19 mm

No. 450-0619


CATALOG No.	SIZE mm	
630-0067	6 X 7	
630-0089	8 X 9	
630-1011	10 X 11	
630-1213	12 X 13	
630-1415	14 X 15	
630-1617	16 X 17	
630-1819	18 X 19	
630-2022	20 X 22	
630-2123	21 X 23	
630-2426	24 X 26	
630-2528	25 X 28	
630-2730	27 X 30	
630-3236	32 X 36	

 CHROME-VANADIUM

DOUBLE OFFSET BOX-END WRENCH SET  
*Chrome Plated, Bright Heads*

6 X 7 mm    10 X 11 mm    14 X 15 mm  
8 X 9 mm    12 X 13 mm    16 X 17 mm  
18 X 19 mm

No. 630-6719



CHROME-VANADIUM

COMBINATION BOX AND OPEN END WRENCHES  
*Chrome Plated, Bright Heads*

CATALOG No.	SIZE mm	
600-06	6	
600-07	7	
600-08	8	
600-09	9	
600-10	10	
600-11	11	
600-12	12	
600-13	13	
600-14	14	
600-15	15	
600-16	16	
600-17	17	
600-18	18	
600-19	19	
600-20	20	
600-22	22	
600-23	23	

COMBINATION BOX AND OPEN END WRENCH SET  
*Chrome Plated, Bright Heads*

6 mm - 8 mm - 10 mm - 12 mm - 14 mm - 16 mm

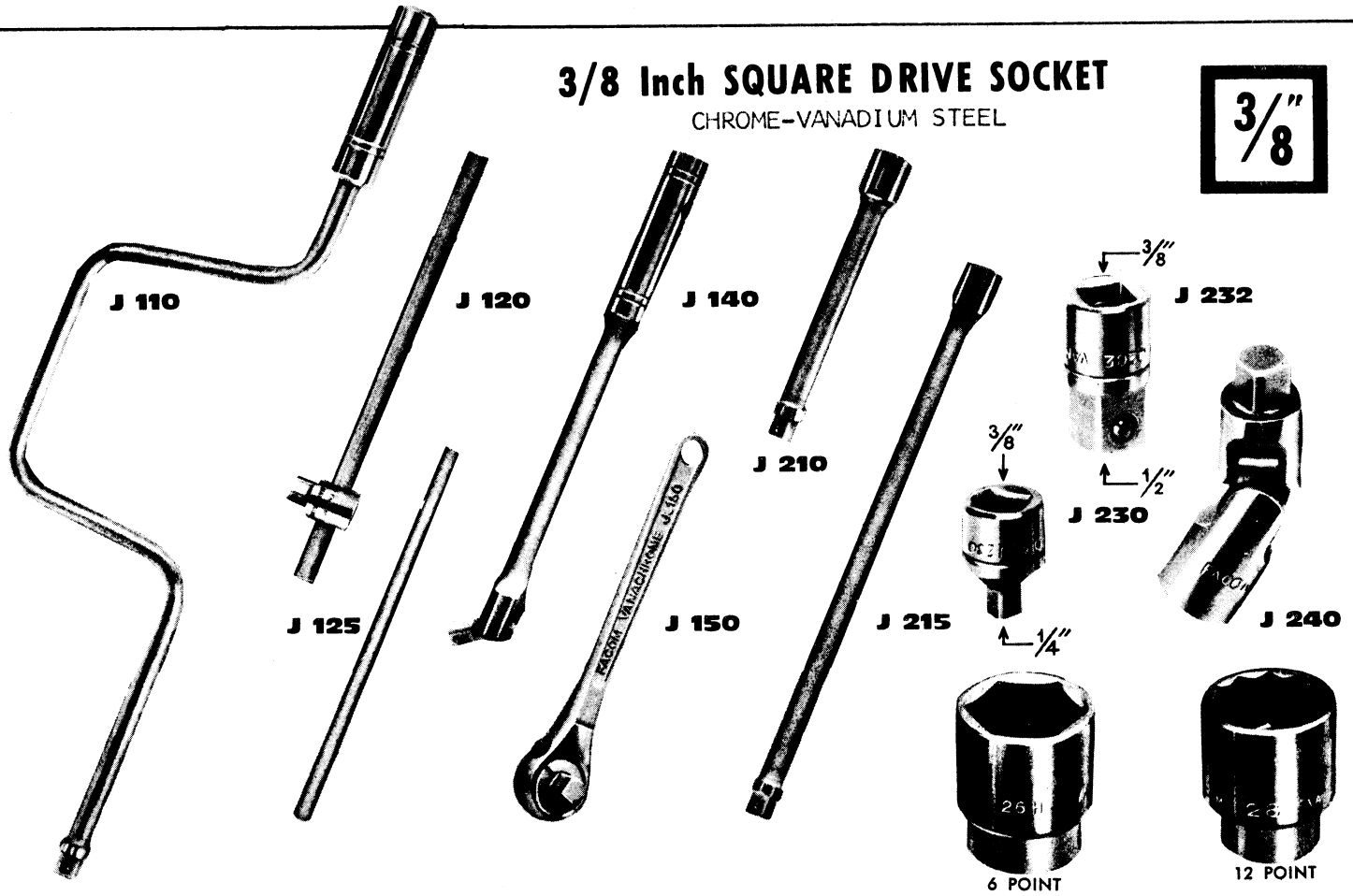
7 mm - 9 mm - 11 mm - 13 mm - 15 mm - 17 mm

18 mm - 19 mm

No. 600-6719

### 3/8 Inch SQUARE DRIVE SOCKET

CHROME-VANADIUM STEEL



ATTACHMENTS		
CATALOG No.	DESCRIPTION	LENGTH inch
J 110	SPEED HANDLE	15
J 120	T-HANDLE	8
J 125	SLIDING BAR	7
J 140	FLEXIBLE HANDLE	9
J 150	REV. RATCHET 36 TEETH	7
J 210	EXTENSION	5
J 215	EXTENSION	10
J 230	ADAPTER	1
J 232	ADAPTER	1 1/4
J 240	UNIVERSAL JOINT	2

METRIC SOCKETS			
6 POINT SOCKET No.	12 PT. SOCKET No.	OPENING SIZE No.	
J 8 H	J 8	8	
J 9 H	J 9	9	
J 10 H	J 10	10	
J 11 H	J 11	11	
J 12 H	J 12	12	
J 13 H	J 13	13	
J 14 H	J 14	14	
J 15 H	J 15	15	
J 16 H	J 16	16	
J 17 H	J 17	17	
J 18 H	J 18	18	
J 19 H	J 19	19	
J 20 H	J 20	20	
J 21 H	J 21	21	

METRIC SOCKET SET 3/8 " DRIVE 6 POINT  
14 pieces, Size 8 to 21 mm

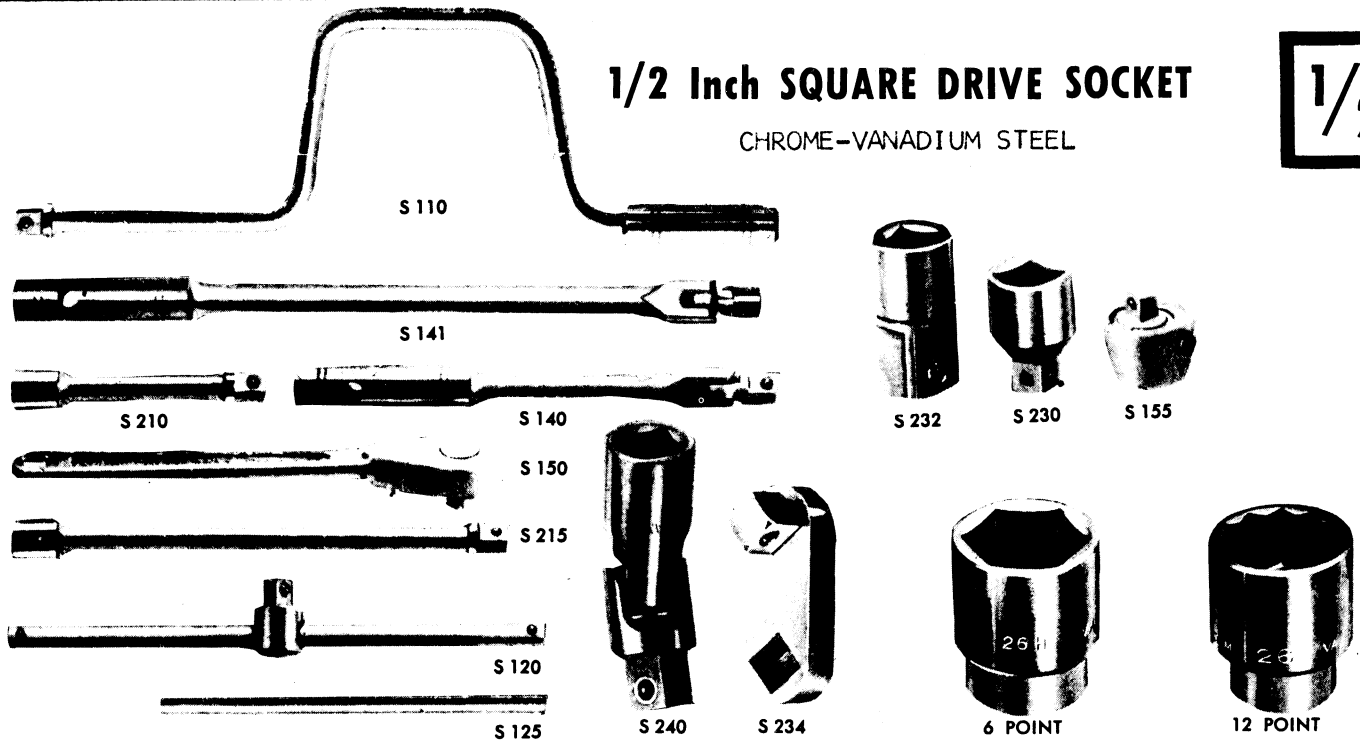
No. JH 14-0821

METRIC SOCKET SET 3/8 " DRIVE  
12 POINT, 14 pieces, Size 8 to 21 mm

No. J 14-8921

# 1/2 Inch SQUARE DRIVE SOCKET

CHROME-VANADIUM STEEL



ATTACHMENTS			
CATALOG No.	DESCRIPTION	LENGTH <i>inch</i>	
S 110	SPEED HANDLE	15	
S 120	T HANDLE	11	
S 125	SLIDING BAR	8	
S 140	FLEXIBLE HANDLE	9	
S 141	FLEXIBLE HANDLE	14 <sup>1</sup> / <sub>4</sub>	
S 150	REV. RATCHET 36 TEETH	10	
S 155	REV. RATCHET	1	
S 210	EXTENSION	5	
S 215	EXTENSION	10	
S 230	ADAPTER	1 <sup>1</sup> / <sub>2</sub>	
S 232	ADAPTER	1 <sup>3</sup> / <sub>4</sub>	
S 234	REPOSITIONER	2	
S 240	UNIVERSAL JOINT	3	

METRIC SOCKETS			
6 POINT SOCKET No.	12 PT SOCKET No.	OPENING SIZE No.	
S 10 H	S 10	10	
S 11 H	S 11	11	
S 12 H	S 12	12	
S 13 H	S 13	13	
S 14 H	S 14	14	
S 15 H	S 15	15	
S 16 H	S 16	16	
S 17 H	S 17	17	
S 18 H	S 18	18	
S 19 H	S 19	19	
S 20 H	S 20	20	
S 21 H	S 21	21	
S 22 H	S 22	22	
S 23 H	S 23	23	
S 24 H	S 24	24	
S 25 H	S 25	25	
S 26 H	S 26	26	
S 27 H	S 27	27	
S 28 H	S 28	28	
S 29 H	S 29	29	
S 30 H	S 30	30	
S 31 H	S 31	31	
S 32 H	S 32	32	

METRIC SOCKET SETS 1/2" DRIVE

CATALOG No.			
SH 12-1021	6 POINT	12 pieces set	
SH 23-1032	6 POINT	23 pieces set	
S 12-1021	12 POINT	12 pieces set	
S 23-1032	12 POINT	23 pieces set	

12 pieces sets: 10 to 21 mm.  
23 pieces sets: 10 to 32 mm.













ILLUSTRATION	TOOL No.	DESCRIPTION	TYPE		
			1	2	3
	4400	VALVE GUIDE REPLACEMENT KIT COMPLETE	X	X	X
		SINGLE PARTS:			
	4401	ANGLE PLATE WITH 2 PINS	X	X	X
	4404	CLAMPING PLATE	X	X	X
	4405	7/9 MM SHOULDERED DRILL	X	X	
	4406	8/11MM SHOULDERED DRILL		X	X
	4407	7 MM VALVE GUIDE DRIFT	X	X	
	4408	8 MM VALVE GUIDE DRIFT		X	X
	4409	7 MM VALVE GUIDE ARBOR	X	X	
	4410	8 MM VALVE GUIDE ARBOR		X	X
	4411	7 MM REAMER	X	X	
	4412	8 MM REAMER		X	X











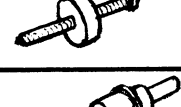








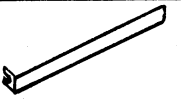
ILLUSTRATION	TOOL No.	DESCRIPTION	TYPE		
			1	2	3
	US 123 C	PISTON RING COMPRESSOR			X
	US 179	36 MM SPECIAL WRENCH	X		
	US 180	46 MM OPEN END WRENCH			X
	US 181	42 MM OPEN END WRENCH	X		
	US 258 H	STEERING KNUCKLE GAGE	X		
	US 258 K	STEERING KNUCKLE GAGE			X
	US 280-8	SECOND MEASURING BAR <i>for Roller Steering</i>	X		
	US 282 D 13/18	SUPPLEMENTARY PARTS <i>for Torsion-Arm test</i>	X		
	US 440	SUPPORT RING	X		
	US 766	EXTRACTOR <i>for Front Axle Ball Joint</i>	X		
	US 767	DRIFT <i>for lower DU Bushings and Needle Bearings</i>	X		
	US 768	DRIFT <i>for Upper DU Bushings and Needle Bearings</i>	X		
	US 769	DIAL INDICATOR BRACKET <i>for Wheel Bearing Adjustment</i>	X	X	X

ILLUSTRATION	TOOL No.	DESCRIPTION	TYPE		
			1	2	3

TEST APPLIANCES AND TOOLS FOR  
ATE DISC BRAKES

	TZ-1500-5	COMPLETE TOOL SET (5 parts)			X
---	-----------	-----------------------------	--	--	---

INDIVIDUAL TOOLS

	3.9314-1800.2	PISTON RETAINING PLIER			X
	3.9314-1500.2	PISTON ROTATING PLIER			X
	3.9314-0900.1	PISTON SETTING GAUGE			X
	3.9314-1400.2	EXTRACTOR HOOKS			X
	3.9314-1300.2	MEASURING APPLIANCE			X
	DZ-1500-1	GAGE FOR CHECKING PAD THICKNESS ON DISC BRAKES As per VW Bulletin B-61			X