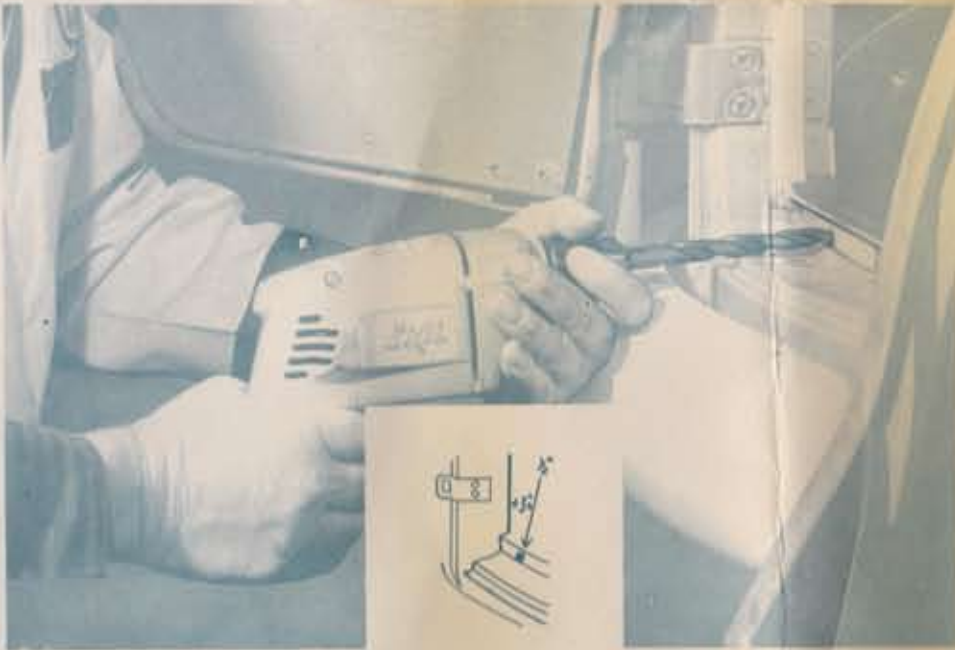


- 1 The Volkswagen step is a very simple accessory to install on any Volkswagen station wagon or truck. Slide the step from frame and apply a small amount of grease to the sliding tubes.



- 4 Remove two side back brackets from dust pan, install as indicated in picture above, using dust pan bolts. Place front bracket as indicated in picture.



- 2 Pull the front door weather strip back along the bottom of the door frame. Drill a one half inch hole, three inches from center of hole to the hinge pillar of front door. Drill hole as low as possible. Punch one fourth inch hole in weather stripping. Be sure that the holes match up.




- 5 Install step frame by first placing in position so that bumper tab will slide over the bumper from the inside. Temporarily fasten the step frame to brackets.



- 3 Extend $3/8$ " hole completely through angle plate over the front wheel and install front bracket from bottom of angle plate, as shown in picture four.



- 6 Lift door-panel, set the door bracket into the cut-out at the base of the door, as close as possible to the front of the door. Pull catch down and drill $3/16$ " holes from underneath. Insert $3/16$ " bolts with lock washers and nuts.



7 Adjust pull rod that hinges to the door to the point where it is level with the door hinge, by raising or lowering the back bracket. Insert the pull rod into the door bracket from the bottom, as indicated in picture above. Be sure the bend in the pull rod is turned to the front. Same procedure for both sides.



8 Provide 1 to 1-1/2 inches clearance between tire and step, with station wagon suspended on lift.




9 To prevent the step from rattling, use the following procedure: With the door open 3" and the step held in a closed position, take up the slack by tapping the "U" frame forward and tightening the lower adjustable nuts.



10 The same procedure for installing the step applies to both left and right sides, with the exception of bumper and pull rod which must be reversed.

INSTALLATION INSTRUCTIONS



ROLO-MATIC RETRACTABLE STEP, INC.
 PYRAMID BUILDING
 LITTLE ROCK, ARKANSAS
 PHONE FR6-3434

MANUFACTURED EXCLUSIVELY FOR
 VOLKSWAGEN OF AMERICA, INC.