

1977

The VW Commercials.

Van, Pick Up and Microbus.



We've been building Commercials for over 26 years.



The VW Commercial: Sound commercial sense.

The Volkswagen Commercials, a whole range of vans, pick-ups and buses that are as tough as the transport business itself.

We've been building Commercials for over 26 years. But we've never got complacent. Every year we try and improve them. Today's Commercial is a perfect blend of passenger car comfort and commercial toughness and with over 4 million sales is the world's best selling commercial in its class. Its reputation speaks for itself.

The basic forward control concept, envied and copied by so many combines the minimum overall dimensions (the Commercials only 14'9" long) with the maximum internal dimensions. The unitary body construction combines strength with low weight for maximum payload.

The combined engine and four speed synchromesh transmission unit mounted in the rear over the driving wheels, gives lightweight and maximum traction.




The fully independent torsion bar suspension all round combines toughness with ride comfort to handle any load and to keep the driver comfortably in control.

Choose from the frugal standard 1.6 litre (50 b.h.p.) or the powerful 2.0 litre (70 b.h.p.) engines and you have all the advantages of air cooled engines. They won't boil or freeze and have no water hoses, radiator or water pump to let you down. The larger engine has

brake servo and radial ply tyres as standard and is also available with manual or automatic transmission.

Choose a VW Commercial and you also choose a fully trimmed cab, passenger seat, sliding side loading door (van models) and factory finished gloss paint because they all come as standard equipment.

That VW symbol on the front isn't just for looks. It means something; reliability, durability, economy and quality.



The VW Commercial: Comfortable and safe.

Everyone likes to move in comfort and the VW Commercial's driver's sure to, thanks to the independent torsion bar suspension. But that's not all.

There's a driver's seat adjustable for reach and rake. An adjustable passenger seat. A fully trimmed cab with roof lining, sun visors, door trim panels and floor mat. An efficient fresh air heating and ventilating system

with adjustable face level outlets and draught free sliding door vents. Two speed windscreen wipers and washers with brief wipe operation and steering column mounted stalk control. Safety internal rear view mirror with two externally mounted door mirrors, hazard warning lights, ashtray, glovebox, interior light and non dazzle instrumentation. All designed to give saloon car comfort.

We haven't forgotten about safety either. All Commercials have a high level of safety built in. There are strong full width bumpers front and rear with the front mounted on an impact absorbing deformation element. Impact absorbing front frame members absorb and transmit forces to computed fold areas in the cab subframe. There are door and cab reinforce-

ments, burst proof door locks and stout hinges, a collapsible safety steering column, dual circuit brake system with disc brakes at the front, drums in the rear, and brake pressure regulation in the rear circuit. All designed to ensure that the driver and passenger are afforded the maximum possible safety.

Please note: Vehicle illustrated is fitted with optional heated rear window.



The VW Commercial: The practical answer to your transport problems.

There's a whole range of Commercials available to suit almost everyone's requirements. Whether you need a van, a pick-up or a bus, there's such a wide range to choose from one's sure to be just right for you.


But of course, the Commercial's versatility doesn't stop at our standard range. It's the ideal basis for

conversion and can be modified to cope with almost any task. Whether you need an insulated van, an ambulance, a hydraulic tipper, a fire appliance, or a mobile home, it's worth taking a closer look at our range.

However, the choice doesn't end there. There's a wide range of optional equipment and accessories available too. All designed to make the commercial work better for you, improve its suitability for the job or improve driver and passenger comfort. Things like automatic transmission, larger engine, bulkheads, brake servo, second sliding door, heated rear window,

extra seats, reversing lights, headlamp washers, sunroof and tarpaulins for the pick-up. And many others.

Whatever your needs, when you need a change come and discuss them with us. You will be surprised how easily we can solve your transport problems.



The VW Commercial: As a 1.0 or 1.2* Ton Payload Van.

Depending on the model you choose, the Volkswagen Van will move payloads of 1105 kg (2436 lbs) or 1305 kg (2876 lbs). Choose the bigger version and you also choose radial ply tyres and servo brakes as these are fitted as standard.

Load space length is 2800 mm (110 ins) and central internal height 1400 mm (55.1 ins). Load area is 4.1 sq. m (44.1 sq. ft.) and load volume is 5 cu. m. (177 cu.ft.).

You can load either through the rear tailgate or through the side door. Loading height rear 975 mm (38.4 ins) and side 500 mm (19.7 ins). The large sliding side loading door is 1060 mm wide by 1230 mm high (41.7 ins x 48.4 ins), and can be opened easily with one hand and increases vehicle width by only 97 mm (3.8 ins) when open. So it's ideal for door to door deliveries when space is limited.





The load area is designed for maximum utilisation and a walk-through to the cab is provided between the two steel bulk heads. Choose the optional dual passenger seat and the spare wheel is relocated beneath it and the bulkhead becomes full width. Either way the spare wheel is safe inside.

*Please note: This model not available with automatic transmission, second sliding door or high roof.

If our standard van is a little short on space choose the high roof version with an additional 1.2 cu. m (42 cu.ft.) of space and internal height 1680 mm (66.1 ins). The roof extends over the cab and full height bulkheads with walkthrough are standard.

Whatever you choose, you'll get a great deal into and out of our vans.

Please note: Spare wheel located on the nearside and not as shown on certain illustrations.



The VW Commercial: As a pick up with a choice of platforms.

Our standard pick-up has an unobstructed load space of 4.18 sq.m (45.25 sq.ft.) and a payload of up to 1104 kg (2436 lbs). A battened surface to make loading and unloading easier. And steel sideboards and tailgate that let down.

For the business that picks up more, there's the extended platform pick-up with 5.2 sq.m (56.26 sq.ft.)

of unobstructed load surface. A payload of up to 1025 kg (2259 lbs). With a smooth wooden floor and wooden drop sideboards and tailgate.

Our pick-up bodies are fitted as standard so delivery time is kept to a minimum and also our 12 month unlimited mileage warranty covers both vehicle and body.



A little extra we give as standard on both models is the lockable weatherproof underfloor locker. It's 1300 mm (51 ins) wide. 1600 mm (63 ins) deep and 340 mm (13.4 ins) high and provides an extra 0.7 cu.m (25 cu.ft.) of safe stowage space.

We have been offering a larger engine on other models in the range and this year, the 2.0 litre (70 bhp)

engine package is available in our pick-ups.

Both cabs have a double passenger seat as standard. And there's a canvas tilt with hoops available on the standard pick-up should you want to cover up.

Whichever you choose, the robust VW pick-up is for the business that's picking up.



The VW Commercial: As a double cab pick up for three or six.

If you're sold on our pick-up but carry a lot of bulky and expensive equipment, our double cab's the pick-up for you. You still get 2.9 sq. m (31 sq.ft.) of unobstructed platform area, wooden battening and steel dropsides and tailgate. But in between the cab and the pick-up, you get a small van with 1.8 cu. m (63.5 cu.ft.) of space to store your valuables.




If you prefer, for a small extra charge, we can fit a 3 seater bench seat in the rear with two extra side windows. This gives seating for 6 and provides a safe

covered storage area beneath the seat for goods or equipment.

The double cab has a payload of up to 1055 kg (2325 lbs) and if you choose, the optional hoops and tilt for a small extra charge gives 3.19 cu. m (113 cu.ft.) of covered space.

As with the standard pick-up, you can now choose the larger 2.0 litre engine package should you need it.

Whether you carry goods or passengers or both, this pick-up is so practical and versatile.



The VW Commercial: As the Microbus—a family sized estate car.

Microbus

Volkswagen family sized estate car. Equally at home transporting a large family or as a company transporter, the Volkswagen Microbus provides the comfort of a saloon car with the economy of a Volkswagen. It will seat eight people including the driver and has an additional 1 cu. m (35.5 cu.ft.) of luggage space in the rear. The Microbus comes complete with a wide range of trim and equipment to keep you and your passengers happy at all times.

Microbus L

Based on the Microbus, the luxurious Microbus L comes complete with a host of additional interior and exterior equipment such as two tone paintwork, chrome bumpers with rubber inserts, radial tyres, reversing lights, electric clock, vanity mirror, extra trim and wall to wall carpeting in the luggage compartment. Whether you choose the Microbus L as a prestigious personnel carrier or a deluxe estate car you'll be surrounded by luxury.

Illustration shows 8 seat Microbus L fitted with optional head restraints. Also note on UK models sliding side door fitted on nearside and not offside as shown.



The VW Commercial: And the advantages that come with it.

Advantage No. 1 — VW Quality

A great deal of craftsmanship goes into making each and every VW Commercial and Microbus. That's what makes it reliable, economical, inexpensive to maintain and gives it high resale value.

Advantage No. 2 — VW Service

An extensive world wide service network with nearly 300 VW Dealers in the British Isles alone provide genuine VW parts and exchange units. Efficient maintenance with unique VW Computer Diagnosis* means minimal repair times and therefore less time off the road.

Advantage No. 3 — VW Warranty

The quality of our craftsmanship and materials gives us confidence enough to cover all our Commercials and Microbus's with a 12 month unlimited mileage warranty.

Advantage No. 4 — VW Insurance

Not only does VW supply the Commercials and the Microbus, it supplies the insurance for them too. On reasonable terms through VW's own insurance service, V.I.S. Insurance as reliable as the vehicles themselves.

Advantage No. 5 — VW Truck Dealers

Within the national network of VW dealers are specialist Truck dealers whose business is the Truck business. They'll provide the right truck for the operator's needs and then they'll provide the right kind of support to help keep that truck and operator in business.

*Most Volkswagen Dealers can provide Computer Diagnosis. However manual diagnosis is available as an alternative.

Illustration shows vehicle fitted with optional rubber bumper strips.

Advantage No. 6 — VW Fleet Dealers

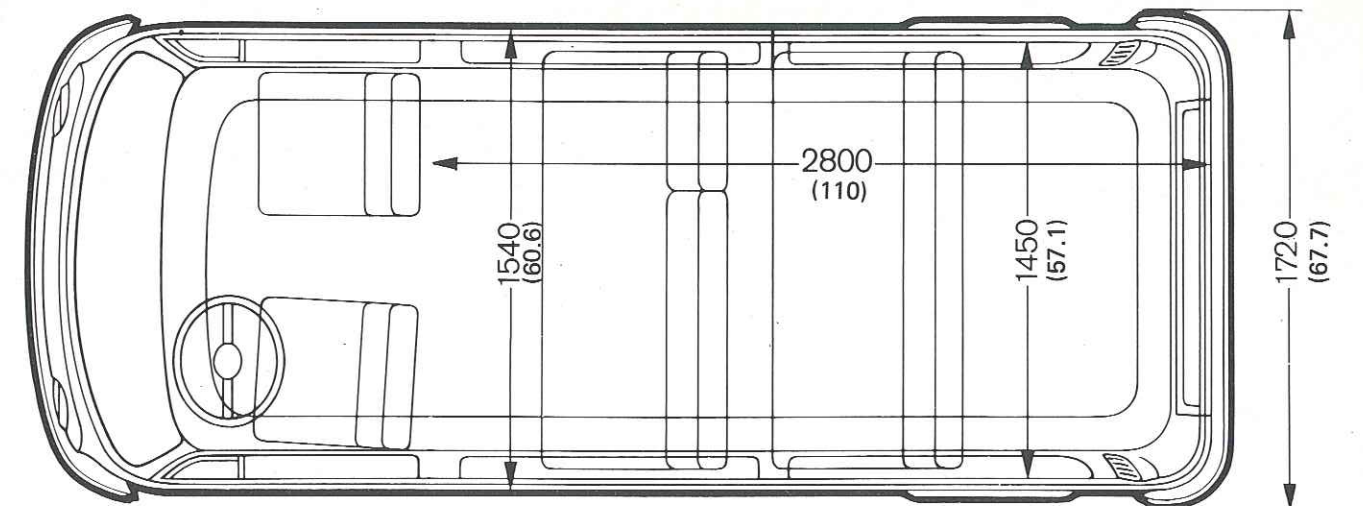
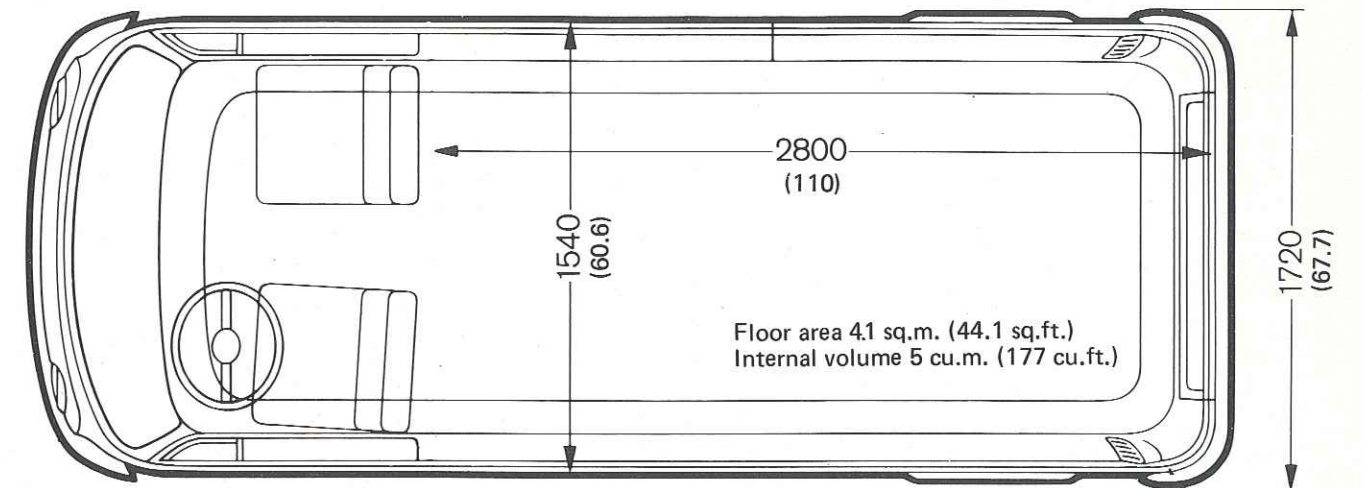
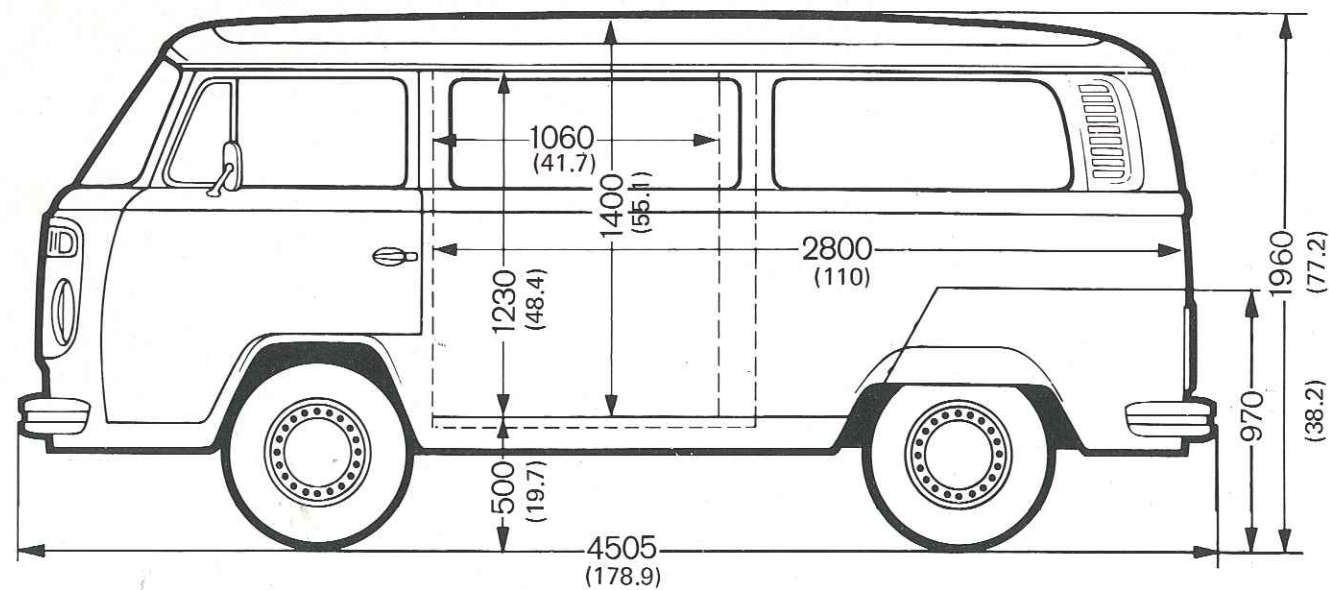
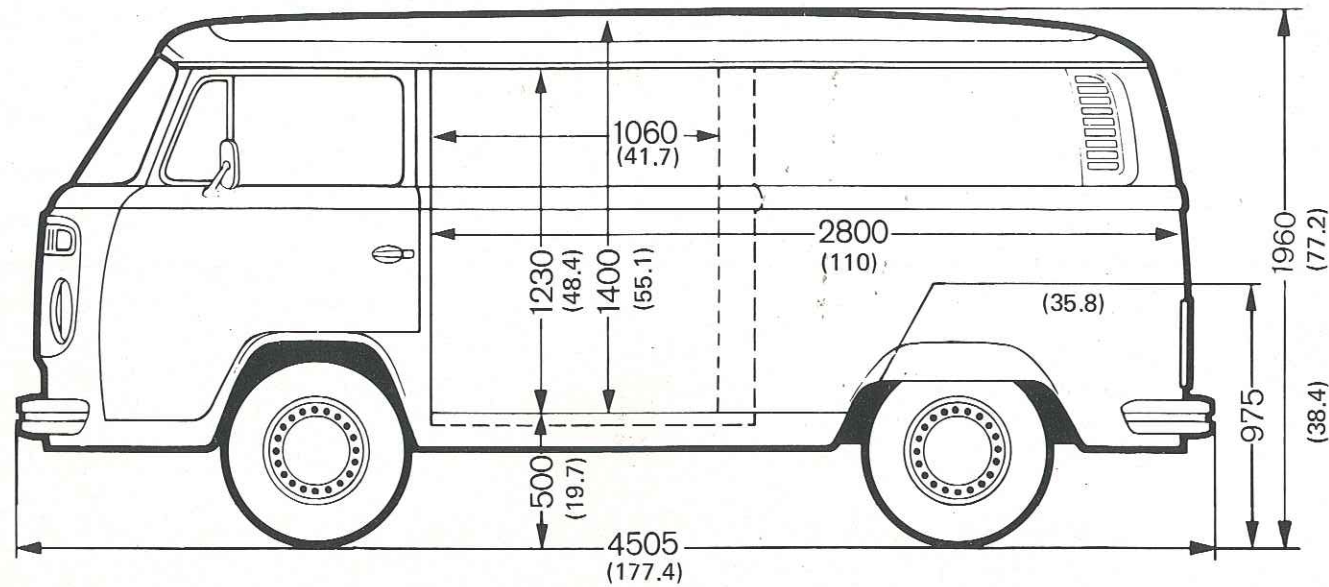
The Fleet Sales Division in conjunction with our network of Fleet Dealers have geared their operation to deal effectively and efficiently with the requirement of today's Fleet user.

Advantage No. 7 — VW Finance

Finance arrangements can be made for the purchase of your Commercial or Microbus through Volkswagen Finance. Ask your Volkswagen dealer for details.

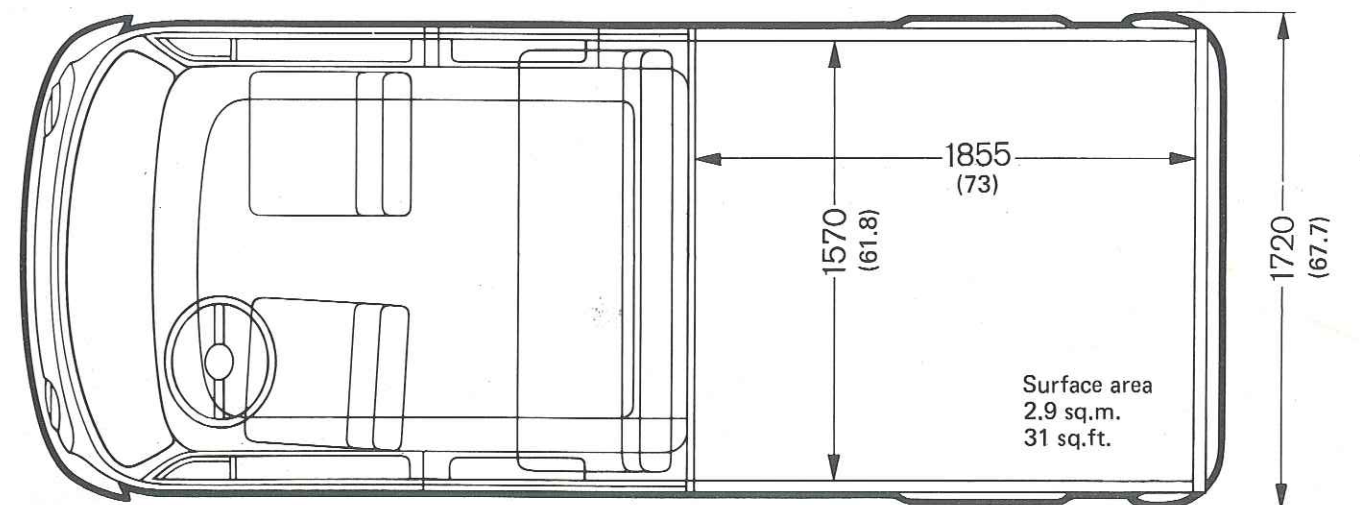
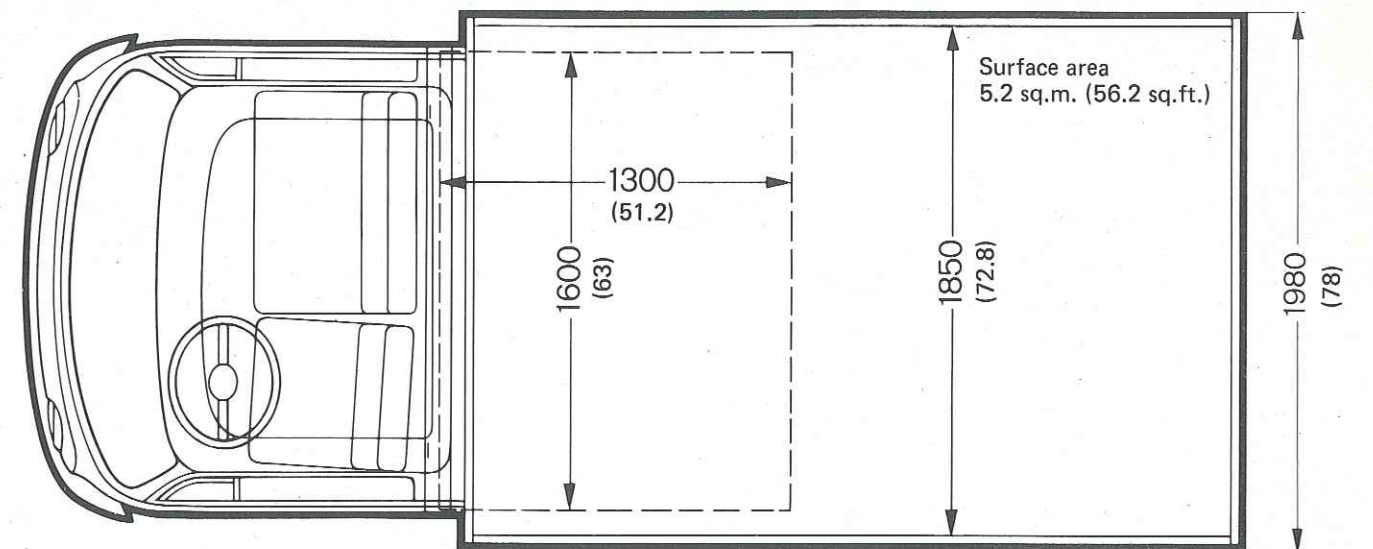
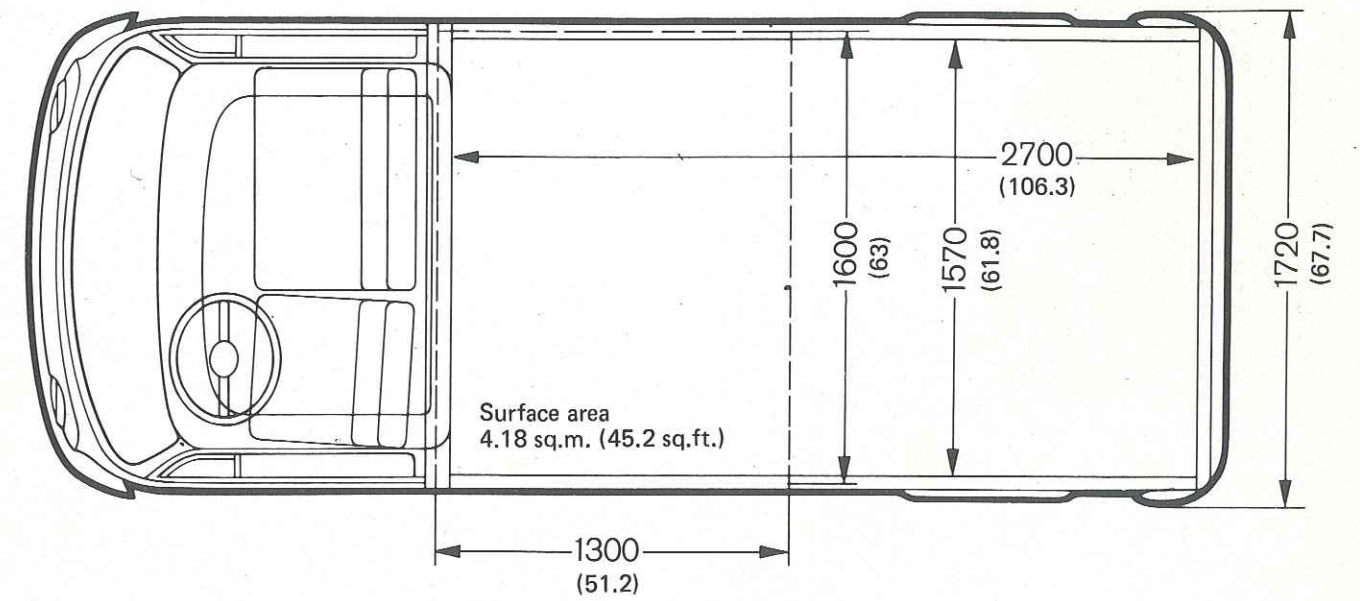
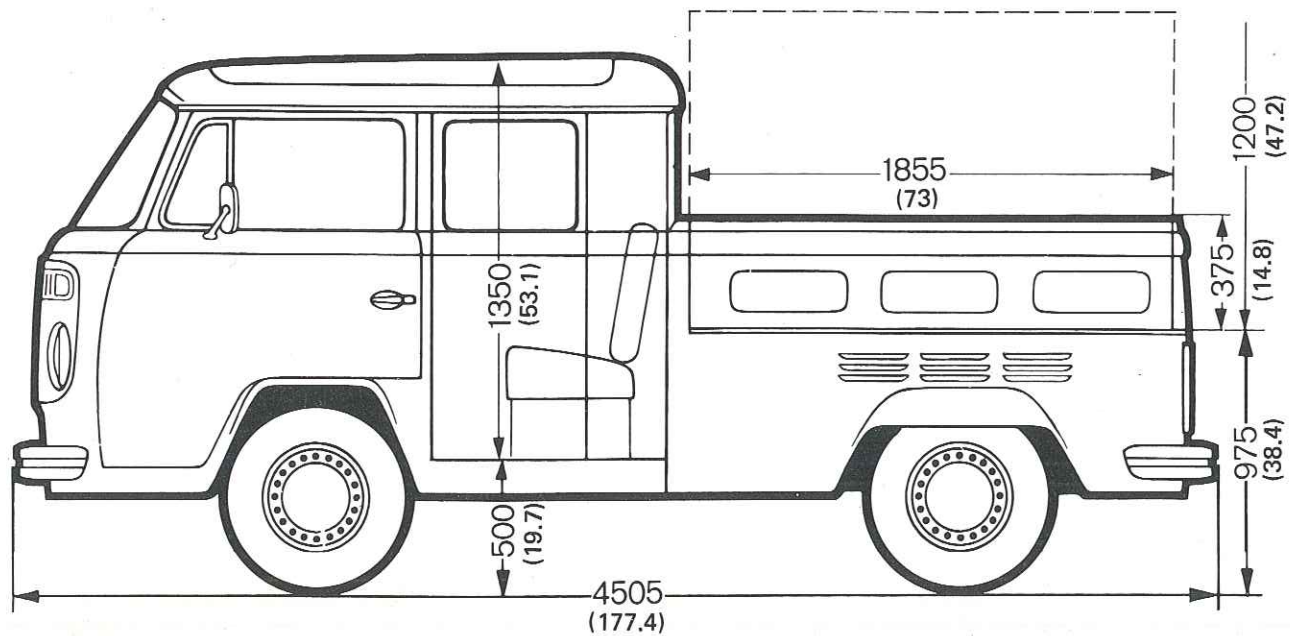
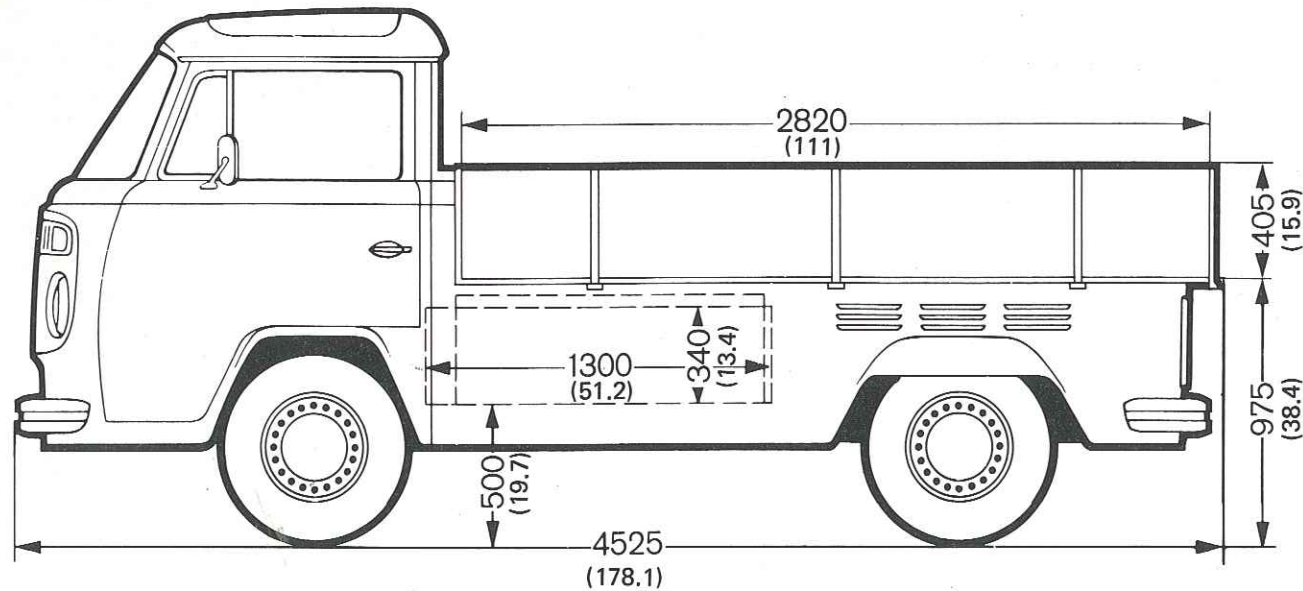
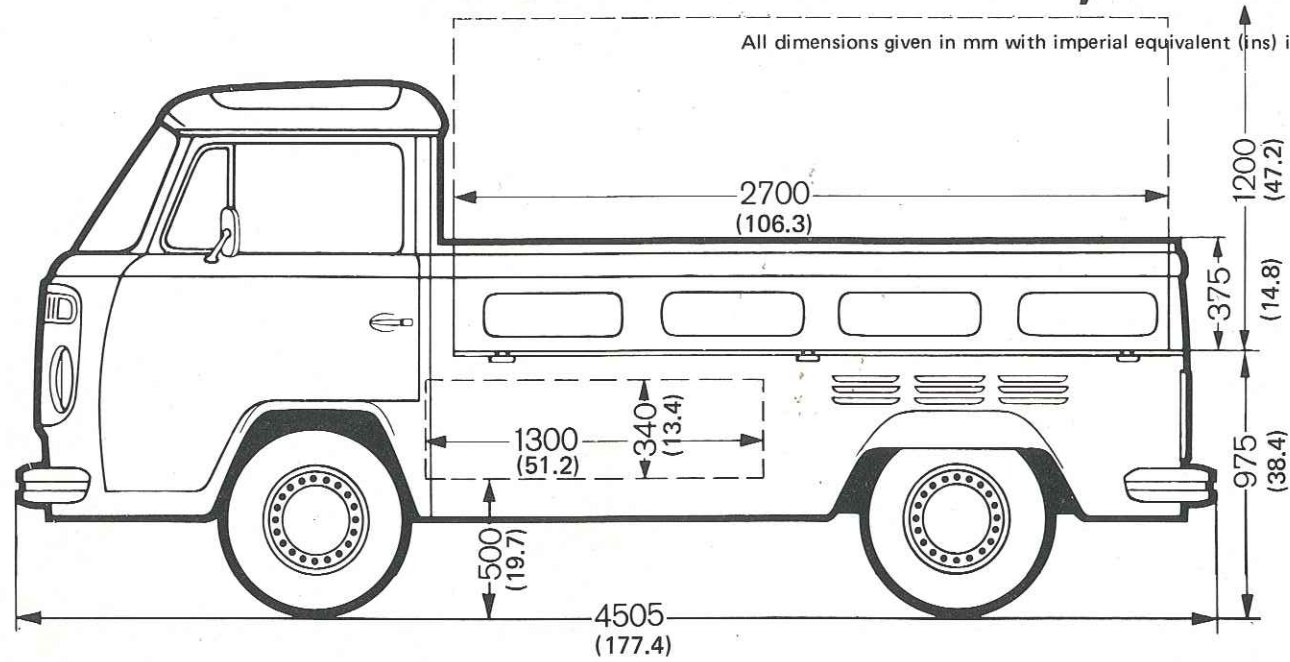
Dimensions: Van and Microbus.

All dimensions given in mm with imperial equivalent (ins) in parenthesis.




Dimensions: Standard, Extended Platform and Double Cab Pick Up.

All dimensions given in mm with imperial equivalent (ins) in parenthesis.




Buy the VW Commercial or Microbus: and choose the colours that suit you best.

Leatherette upholstery



black




canyon brown


Possible colour combinations		VW Commercial						VW Microbus/L *					
		Exterior colours											
Upholstery		marino yellow	neptune blue	taiga green	pastel white	† light grey	† brilliant orange	marino yellow	senegal red	ocean blue	taiga green	pastel white	† brilliant orange
Leatherette	black												
	canyon brown												

*Pastel white roof finish is standard on the L-models. †Special order only.


Exterior colours



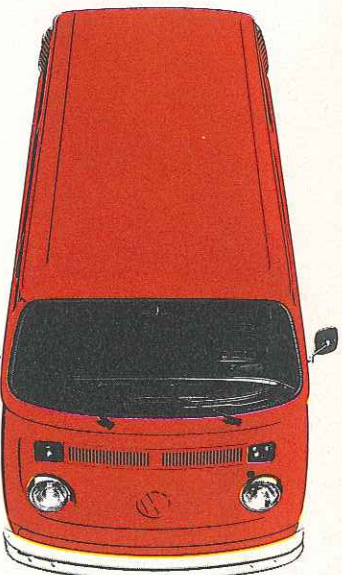
†light grey




†brilliant orange




marino yellow




senegal red




ocean blue



neptune blue



taiga green



pastel white

Print processes do not allow exact reproduction of the vehicle colours. The above give only a general indication of the paintwork colours. †Special order only.

Technical Data.Commercials: Van, Pick Up, Kombi and Microbus.

Engine:

Air cooled, 4 cylinder, 4 stroke, horizontally opposed, rear mounted, petrol.

Bore	1600cc	2000cc
Stroke	85.5mm	94.0mm
Cubic Capacity	69.0mm	71.0mm
Compression ratio	1584cc	1970cc
Output — kw	7.5: 1	7.3: 1
— DIN	37 kw	51 kw
— S.A.E. net	50 bhp	70 bhp
At	48 bhp	67 bhp
Maximum Torque — Nm	4000/min	4200/min
— DIN	108 Nm	143 Nm
— S.A.E.	10.8 mkg	14.3 mkg
At	74.5 lb.ft.	98.6 lb.ft.
Fuel Rating (RON)	2800/min	2800/min
	91	91

Filling Capacities

Fuel tank	13.2 gals imperial (including 1.1 gal reserve)
Engine	4.4/6.2 pints (1600cc/2000cc) including filter
Gearbox/Final Drive — Manual	6.2 pints
— Automatic	See Handbook

Transmission

Description: Manual — Baulk synchronised four speed gearbox and hypoid bevel gear final drive in common alloy housing. Common lubrication for transmission and final drive. Double joint axle. Single dry plate clutch. Automatic — Hydrodynamic torque converter and planetary gear train with three forward gears and one reverse. Final drive in separate housing, and separate lubrication. Double joint axle.

Dimensions and Data*

	1 Ton Van	1.2 Ton Van	High Roof Van	Pick-Up	Enlarged Platform Pick Up	Double Cab Pick Up	Kombi with Seats	Micro Bus Std. L	Micro Bus L
Gross Vehicle Weight	5070	5511	5070	5070	5070	5070	5070	4960	4960
Maximum permissible load —Front axle	2227	2425	2227	2227	2227	2227	2227	2227	2227
—Rear axle	2866	3086	2866	2866	2866	2866	2866	2800	2800
1600cc engine									
Kerb weight	2634	2634	2745	2634	2811	2745	2811	2932	2932
Payload	2436	2876	2325	2436	2259	2325	2259	2028	2028
2000cc engine									
Kerb weight	2679	2679	2789	2668	2844	2778	2855	2976	2976
Payload	2391	2833	2281	2402	2226	2292	2215	1984	1984
External dimensions									
Front track	54.9								
Rear track	57.3								
Ground clearance	7.9								
Internal dimensions									
Rear door width	48.4								
Rear door height	28.7								

	Except 1.2 Ton Payload Models	1.2 Ton Payload Models
Permissible trailer weight (braked)		
1600cc:	2205 lbs	1765 lbs
2000cc Manual:	2645lbs	2205 lbs
2000cc Automatic:	1323 lbs	N.A.
(See note 1.)		

Permissible trailer load (unbraked)	1323 lbs — All Models
Maximum nose weight	110 lbs — All Models
Maximum roof load	220 lbs except double cab which is 165 lbs. No roof loads possible on single cab pick up and high roof models. See note 2.

Note 1: Towing with automatic transmission models only possible when ex factory towing bracket fitted. Maximum gradient 16%.

Note 2: Use only roof racks supported by rain channel and distribute load uniformly.

Gear ratios (Gradeability)

	1600cc	2000cc	2000cc Auto
1st	3.78:1 (26%)	3.78:1 (28.5%)	
2nd	2.06:1 (13%)	2.06:1 (14.5%)	(Forward)
3rd	1.26:1 (7%)	1.26:1 (7.5%)	Range 25%)
4th	0.82:1 (3.5%)	0.82:1 (4.5%)	
Reverse	3.78:1 (26%)	3.28:1 (28.5%)	(Reverse Range 18%)
Final Drive	5.43:1	4.57:1	4.36:1

Suspension

Independent all round with torsion bars. 1.2 Ton Van fitted with heavy duty type with auxilliary springing on rear. Front: Twin cranked trailing arms Rear: Semi trailing arms.

Steering

Worm and roller with hydraulic damper
Number of turns, lock to lock 2.8
Turning circle: Kerb to kerb 37.2ft (11.34m)
Turning circle: Wall to wall 40.4ft (12.31m)

Electrical system

Voltage 12 volts
Earth Negative
Battery 45 amp/hr
Alternator 50 amp/700W (1600cc)
55 amp/770W (2000cc)

Braking system

Type front Disc Dual circuit system with brake pressure regulator
Type rear Drum on rear wheels
Handbrake Mechanical on rear wheels
Size front 10.94 ins
Size rear 9.92 ins
Note: 9 in diameter servo fitted as standard on 2000 cc models and 1.2 Ton Van.

Body

All steel self-supporting unitary construction. Additional strengthening on 1.2. Ton Van models.

Wheels and Tyres

1600cc: 7.00 x 14 8PR except Microbus L and 1.2 Ton Van 185R 14C Radial.
2000cc: 185R 14C Radial except Microbus L 185SR 14 Radial reinforced.
Wheel: 5½ x 14.

Performance

	1600cc	2000cc	Auto
Maximum speed	68 mph	79 mph	76 mph
Fuel consumption (DIN)**	24.8 mpg	23.9 mpg	21.7 mpg

*All weights in lbs and dimensions in inches. Pick up model weights without canopy. Payload figures include weight of full tank of fuel, oil and all standard equipment.

**German Industrial Standard DIN 70030: measured at ¾ max. speed. On level dry surface (max. gradient = 1.5%); all tyres at correct pressure; at half max. permissible weight; max. wind speed = 6.7 mph; over approx a 6 mile distance.

With the above conditions operative the vehicle is driven, first in one direction and then immediately back again. A number of European countries are starting to use the new international units for technical measurements.

Equipment.

The following information provides details on the equipment supplied as standard on the models shown. Please note however that this specification may be subject to change without prior

Interior Cab

Drivers seat adjustable for reach and rake
Single passenger seat — two positions
Double passenger seat — two positions
Woven plastic leatherette seat covering
Safety belt anchorage points
Full cab floor mat — rubber
Door trim panels
Cab headlining
Padded non reflecting instrument panel
Door pull-to handles
Interior light (door/manual operation)
Padded driver and passenger sun visors
Passenger facia grab handles
Two coat hooks
Glove box (with lid on Microbus)
Ash tray
Cab steps in door wells
Interior safety rear view mirror
Adjustable fresh air vents in dash panel
Door mounted, draught free, adjustable fresh-air vents
Heater demister and fresh air outlets
Automatic choke
Floor mounted gear shift
Windscreen wiper/washer stalk with brief wipe-setting
Turn indicator/headlamp flash stalk
Anti theft steering lock
Dashboard mounted handbrake
Self cancelling turn indicators
Headlamp flasher
Safety steering column
Ignition starter switch with non repeat lock
Horn
Rheostat instrument illumination control
Heating and ventilation controls
Speedometer
Odometer
Fuel gauge
Warning lights for main beams, turn-indicators, oil pressure and generator
Fusebox
Spare wheel† (with double passenger-seat only)
¼ bulkhead behind seats (full height — on high roof model)
Full width half height bulkhead behind-seats (standard with dual passenger seat)
Sun visor, black on one side
Vanity mirror on passenger sun visor
Padded arm rests
Trip mileage recorder
Clock

†Mounted beneath double passenger seat.

Extras at Extra Charge:

Many items of equipment are available on the Commercial and Microbus range and a few are listed below. Please consult your Dealer for full details on all equipment and accessories and their availability on each model and price.

Headlight washers with jets in bumper overrides. Rubber inserts on bumpers. Halogen headlights. Clear or tinted laminated windscreen. Convex exterior mirrors. Day night internal rear view mirror. Second sliding door (Not high roof Van). Automatic transmission (only with 2.0 litre engine). Heated rear window. Twin reversing lights.†† Rear towing attachment. Lockable fuel tank cap. Automatic side door step. Trip mileage recorder and clock.†† Stationary auxiliary heater. Radio. Servo assisted brake system (std with 2.0 litre engine and 1.2 ton van). Steel sliding sunroof (Microbus only). Fresh air booster fan. Folding rear seat backrest (Microbus only). Dual passenger seat in lieu of single seat in cab. Second underfloor locker flap (Pick-up only). Hoops and Canvas tilt (Pick-up only).

Full width half height bulkhead with dual passenger seat. Upper bulkhead partition. Hardboard roof lining to load compartment. Radial ply tyres (std with 2.0 litre engine, 1.2 ton van and on Microbus L). Fog and spot lamps. Mud flaps.

††Standard on Microbus L models.

notice. It is therefore recommended that you check with your VW Dealer at the time of ordering, regarding changes that have taken place.

Interior Loadspace/Passenger compartment

Ribbed steel floor
Safety belt anchorage points
Spare wheel (with single passenger seat only)
Walk through from cab (with single passenger seat only)
Seating for up to six persons
Seating for 3 persons in rear compartment (optional)
Adjustable fresh air vents
Side panel trim
Additional grab handles
Ash tray
Roof high luggage compartment in rear
Additional coat hooks
Additional sliding door trim — aluminium footplate
Interior trim panels with chrome strips
Carpeted luggage compartment floor
Chrome rear window protection bars
Full length headlining
Rubber floor mat
P.V.C. trim on all metal surfaces (above waist cloud white)
Bulkheads trimmed and padded
Additional hot air outlets
Interior light

Exterior

Two speed self parking windscreen wipers
Pneumatic windscreen washers
Full width painted front bumper
Full width painted rear bumper
Front bumper mounted on deformation element
Burst proof door locks
Dual circuit brake system
Two exterior rear view mirrors (chrome on Microbus)
Sliding side loading door
Full width, spring loaded rear tailgate
Underbody protection
Hinged doors with wind down windows
Hub caps (chrome on Microbus)
Engine access panel
Underfloor locker access panel
Steel dropsides and tail board
Wooden dropsides and tail board
Wooden platform runners
Rear cab door
Four side windows
Radial ply tyres
2 side windows in rear cab (optional)
Chrome VW sign
Full width chrome front bumper with rubber insert
Full width chrome rear bumper with rubber insert
Adonized window trims
Quarter vents in cab doors
Twin reversing lights
Two tone paint work (except pastel white)
Chrome waist trim with rubber insert

Important Note

This brochure is intended to show the general appearance of the VW Commercial and Microbus range only. Many of the illustrations show equipment which is not to U.K. specifications, or is only available on special order.

Due to a continuous process of modification by the Manufacturer some changes in specification may occur after the publication of this brochure. Please confirm with your authorised VW Dealer at the time of ordering regarding any changes that may have taken place.

All the power output and fuel consumption figures shown in this brochure are to the DIN standard. A specification of the fuel consumption standard is given for information.

	1.0 Ton Van	1.2 Ton Van	High Roof Van	Pick Up	Double Cab pick up	Extended platform pick up	Kombi	Microbus	Microbus L
Interior Cab	•	•	•	•	•	•	•	•	•
Interior Loadspace/Passenger compartment	•	•	•	•	•	•	•	•	•
Exterior	•	•	•	•	•	•	•	•	•

	1.0 Ton Van	1.2 Ton Van	High Roof Van	Pick Up	Double Cab pick up	Extended platform pick up	Kombi	Microbus	Microbus L
Interior Cab	•	•	•	•	•	•	•	•	•
Interior Loadspace/Passenger compartment	•	•	•	•	•	•	•	•	•
Exterior	•	•	•	•	•	•	•	•	•

Ask for a test drive today.

1977

The VW Commercials.

Van, Pick Up and Microbus.

