



Das Auto.

The new Golf



The new Golf. No-one to beat but itself.

The new Golf is here. With an all new design and state-of-the-art features. Now quieter and safer than ever before, this iconic car has evolved to new levels of quality, design and comfort. Which means it now exceeds the standards set by its predecessor. Sometimes when you have set the benchmark, the only one you have to beat is yourself.




Model shown is new Golf GT TDI 140 PS with optional 18" 'Vancouver' alloy wheels, Convenience pack and metallic paint.



**Setting the benchmark once again.
With equipment that's prepared for anything.**

Just as its exterior styling and interior comfort have evolved, so the new Golf's driver assistance systems are more intelligent than ever before. Like the optional Adaptive Chassis Control (ACC), which adjusts automatically to the road surface and driving situation, and at the touch of a button, your personal requirements. Giving you a choice of three settings, Sport, Comfort or Normal, depending on the level of ride you require. And how much excitement you want, of course.

Model shown is new Golf GT TSI 160 PS with optional 18" 'Bilbao' alloy wheels and metallic paint.

A high-angle, close-up photograph of the front interior of a Volkswagen Golf. The image shows the driver's and front passenger's seats, which are upholstered in a light tan or beige leather with visible stitching. The center console is visible, featuring a gear shifter and handbrake. The steering wheel is partially visible on the right side, showing the Volkswagen logo and the word 'AIRBAG'. The overall lighting is soft and focused on the leather seats.

Quite simply the quietest, safest Golf ever made.
And the most luxurious too.

Interior shown is new Golf GT TSI DSG 160 PS with optional 'Vienna' leather upholstery,
2Zone electronic climate control and DVD touch-screen navigation/radio system.

Perfection is always worth a closer look.



Interior shown is new Golf GT TSI 160 PS.

There's no mistaking the new Golf.
Quite simply better than ever.



Model shown is new Golf GT TSI 160 PS with optional 18" 'Vancouver' alloy wheels and metallic paint.



The **stylish rear** provides a powerful statement, with the tailgate's flush design adorned with the iconic Golf logo.

Engine badging will vary by model.



The newly shaped **body-coloured door handles** complement the new Golf's pronounced profile.



The GT's striking '**Cherry red**' rear light clusters enhance the rear design and blend perfectly into the bodywork. Its powerful lines are further accentuated by the contours of the horizontally positioned lights.

Design

With its strong bodylines, flowing contours and aerodynamic design, the new Golf is more refined and stylish than ever, while details such as the double radiator grille and sleek contoured headlights enhance its sporting appeal. Exuding quality and charisma from every angle, the new Golf has a character all of its own, its flawless exterior hinting at the superior workmanship within.



The **radiator grille** in high gloss black finish helps define the face of the new Golf, with chrome trimmed inserts on the grille louvres adding a sporty touch to SE and GT models.



The **body-coloured door mirrors** with indicators not only draw attention to the body styling, but are also highly visible to other road users and help to reduce wind noise through improved aerodynamics.



The **new rear design** is both sporty and elegant, with the rear light clusters blending into the bodyshape, giving the new Golf its distinctive appearance, while the integrated rear spoiler optimises the aerodynamics. The Volkswagen badge functions as a tailgate release and also conceals the lens for the optional rear-view camera.



Range adjustable **Halogen headlights** with integrated indicators flow seamlessly into the radiator grille, giving the new Golf its distinctive appearance.



The **twin exhaust tailpipe** is a distinctive design feature of the new Golf, hinting at the power beneath the bonnet.

Excluding 1.4 litre 80 PS and 1.6 litre 102 PS engines.

Quiet, calm and tranquil. The perfect retreat.

More refined than ever before, special damping combines with new door and window seals to reduce outside noise and engine sounds, producing the quietest Golf ever made. And providing your own personal haven of peace and tranquillity, where nothing can distract or disturb you.

Interior shown is new Golf GT TSI DSG 160 PS with optional 'Vienna' leather upholstery, 2Zone electronic climate control, DVD touch-screen navigation/radio system, Convenience pack and metallic paint.

The new Golf S

The entry level **S model** is exceptionally well equipped with a wide range of features, including air conditioning with 'Climatic' semi-automatic control, electric front windows, driver's seat height adjustment and electrically heated and adjustable door mirrors. There is also a multifunction computer (Midline), power-assisted speed-sensitive steering and an RCD 210 radio/MP3 compatible CD player, with four front speakers. The seven airbag system includes a new knee airbag to help protect the driver, and practical storage compartments can be found in the roof console, centre console and doors, along with two cup holders in the front and one in the rear. The lockable glove compartment is conveniently illuminated and cooled, while 'Titanium' decorative inserts on the dash and door panels enhance the visual appeal. The parcel shelf and sill protector are removable should you need to transport bulky items and, on three-door models, the easy entry sliding seats makes it easier for passengers to get in and out.



'Spell' upholstery in 'Titan Black' gives the interior a classical elegance.



The newly designed 'Climatic' semi-automatic air conditioning system is extremely user-friendly, providing your required cabin temperature quickly and efficiently, while maintaining your selected temperature.



The RCD 210 radio/MP3 compatible CD player with four front speakers will ensure enjoyment on any journey.



Controls for the electric front windows, including one-touch opening and closing facility, and the electrically heated and adjustable door mirror switch are conveniently located in the driver's door.



15 inch steel wheels with full size wheel trims characterise the stylish look of the new Golf S.



The practical and durable interior of the new Golf S features 'Spell' cloth upholstery in 'Titan Black' and 'Titanium' decorative inserts in the dash and door panels.



The stylish interior of the new Golf SE features 'Pyramid Black' decorative inserts in the dash and door panels and front comfort seats upholstered in vibrant 'Merlin' cloth upholstery in 'Titan Black'.

Interior shown features optional leather trimmed steering wheel, gear knob and handbrake grip.

The new Golf SE

Step up to the **SE model** and an impressive level of specification ensures you always reach your destination in a relaxed frame of mind. 16 inch 'Atlanta' alloy wheels with 205/55 R16 tyres and chrome trimmed radiator grille louvre inserts give the exterior a distinctly sporty appeal, while inside luxuries include a rain sensor and automatic dimming interior rear-view mirror, dusk sensor with automatic driving lights and an automatic coming/leaving home lighting function. Height adjustable front comfort seats with lumbar support help make your journey more comfortable, as does cruise control and an RCD 310 radio/MP3 compatible CD player. The RCD 310 also features an AUX-in socket for connection to an external multimedia source and Multi Device Interface (MDI) with USB and iPod connection cables. New 'Merlin' upholstery, 'Pyramid Black' decorative inserts, and chrome-plated light switch surrounds gives the interior a luxurious feel, and the SE also features an alarm with interior protection and electric rear windows on five-door models. Additional comfort is provided by the front centre armrest featuring, two air vents and two cup holders, and the rear centre armrest offers a load-through provision for transporting longer or more bulky items.



The front centre armrest features both an AUX-in socket and Multi Device Interface (MDI), with the facility to connect, charge and store a compatible iPod or USB device. The rear passengers also benefit from two rear air vents and two cup holders.



The RCD 310 radio/MP3 compatible CD player features eight speakers with an output of 4 x 20 watts and its large screen clearly displays radio station choices or the track listings of a compatible device connected to the Multi Device Interface (MDI).



The ergonomically designed chrome-plated light switch surround combines function with aesthetics perfectly.



At speeds of over 19 mph, cruise control keeps your selected speed constant, enabling you to relax on longer journeys, without having to keep an eye on your speedometer.



16 inch 'Atlanta' alloy wheels make a lasting impression with their contemporary elegance.

The new Golf GT

The exclusive **GT model** features an extremely high level of specification, both inside and out, ensuring dynamic appeal and immense satisfaction. 17 inch 'Porto' alloy wheels with 225/45 R17 tyres, lowered sports suspension by approx. 15 mm and a chrome trimmed front air-intake surround, front fog light surrounds and radiator grille louvre inserts give the exterior its stylish, sporty look. The exterior is further enhanced by front fog lights with static cornering function and rear tinted windows from the B pillar back. Inside, front sports seats with height and lumbar adjustment are covered in high quality Alcantara upholstery on the seat centre sections and 'Microfibre' side bolsters, and the three-spoke steering wheel, gear knob and handbrake grip are all finished in luxurious leather trim. 'Matt Chrome' decorative inserts and chrome-plated door mirror switch surround, electric window switch and light switch surrounds further enhance the sumptuous interior, as do front and rear carpet mats. Superb acoustics are provided by the powerful eight speaker RCD 310 radio system, which features an MP3 compatible CD player, AUX-in socket and Multi Device Interface (MDI), allowing connection of an external multimedia source, such as an iPod or MP3 player; and both the radio system and multifunction computer (Highline) can be controlled via the intuitive new leather trimmed multifunction steering wheel. A tyre pressure indicator is also included, which will alert you of any loss in tyre pressure, while the front centre armrest with two rear air vents and cup holders adds an extra touch of comfort.



Radio systems, multifunction computer (Highline) and optional telephone preparation* can be operated easily and comfortably via the newly designed leather trimmed multifunction steering wheel.

* Phones must be compatible with rSAP (rSim Access profile), please contact your retailer for phone compatibility.



Exclusive to the new Golf GT is the chrome-plated electric mirror adjustment switch surround.



The leather trimmed three-spoke steering wheel, gear knob and handbrake grip add an air of exclusivity.

Interior shown features optional leather upholstery. Some parts of leather interior will contain artificial leather.



Front fog lights including static cornering function which illuminates when indicating or turning at low speed. Not only do they improve safety in the event of poor visibility, but with a chrome trimmed surround, they also provide a sporty finish.



17 inch 'Porto' alloy wheels complete with sports suspension, lowered by approx. 15 mm, combine to create a stylish and sporty exterior.



The dynamic and sporty interior of the new Golf GT features front sports seats upholstered in high quality Alcantara in the seat centre section and 'Microfibre' side bolsters. This exclusive interior is finished off with 'Matt Chrome' decorative inserts in the dash and door panels.

Interior shown features optional 2Zone electronic climate control and RCD 510 touch-screen radio system.

Safety

With no one to beat but itself, the new Golf simply goes one better in improving the already high levels of safety offered by its predecessors. The result is a range of all-round safety precautions offering maximum protection in any eventuality, once more setting the standards for others to follow.



Both driver and passengers can rely on a **comprehensive airbag system** comprising driver's and front passenger's airbags with front passenger's deactivation switch and a curtain airbag system with front seat side impact airbags for the driver and front passenger. Also, for the first time on a Volkswagen, the new Golf is also fitted with a driver's knee airbag for added protection, particularly in the event of a head-on collision. Deployment of the airbags is activated by crash sensors. When an impact is registered, the airbag control unit ignites the gas generator, which then inflates the airbag within less than 40 milliseconds, helping to reduce injuries significantly.

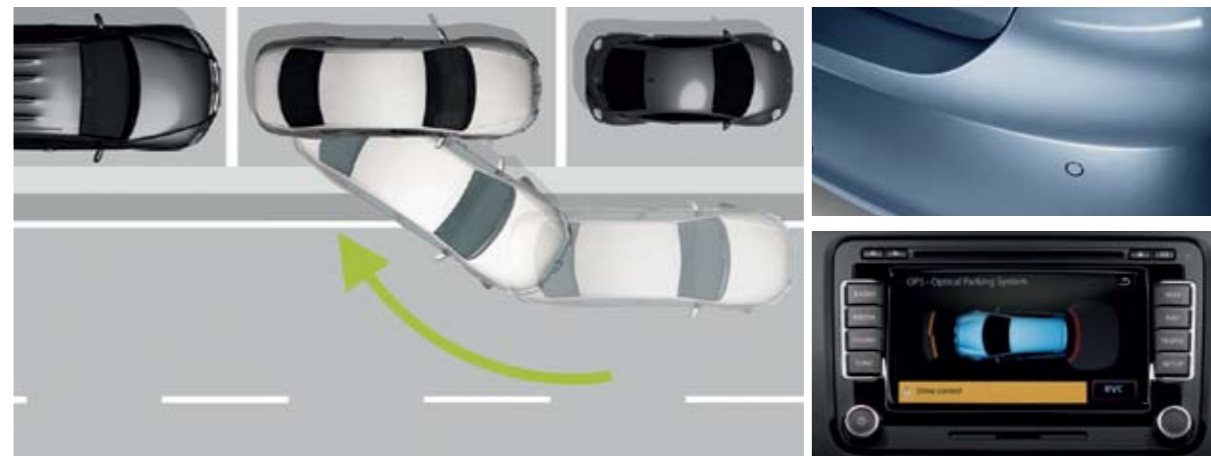


The two **whiplash-optimised front head restraints** not only ensure additional comfort, but also provide particularly effective support for the head and spine in the event of a collision.



A **rear-view camera**, integrated behind the Volkswagen badge on the rear tailgate of the new Golf, provides a clear view to the rear of your vehicle, transmitting an undistorted live image to your radio or navigation system display, enabling you to manoeuvre quickly and easily into the most difficult parking space. Optional on all models.

Must be ordered in conjunction with RCD 510 or DVD touch-screen navigation/radio systems.



When driving past a parking space at up to 19 mph, the optional **Park Assist system** with ultrasonic front and rear parking sensors, compares the space available with the length of the new Golf. If the space is suitable, the Park Assist parallel parking assistant automatically controls the steering as soon as you engage reverse gear. All you have to do is operate the accelerator, clutch and brake, while keeping a good lookout. **Parking sensors** also assist in less challenging parking manoeuvres by emitting both audible and visual signals, alerting the driver to any obstacles in the way: the closer you are to an obstacle the faster the sound frequency. In addition an **Optical Parking Display*** extends the functions of the parking sensors by indicating your position, either in monochrome on RCD 310 or colour on RCD 510 and DVD navigation system, on the vehicle's audio display during parking. Optional on all models.

* The Optical Parking Display feature will not function with RCD 210 radio systems.



The **Electronic Stabilisation Programme (ESP)** recognises critical driving situations and reacts in milliseconds by targeting brake and management systems, controlling the speed of individual wheels and helping to bring the vehicle under control. As a result the vehicle achieves maximum directional stability.



The **rear seat side airbag system** not only protects rear seat passengers, but includes an optical warning informing the driver when rear seat occupants have not fastened their seat belts or have not fastened them correctly. Optional on all models.

Rear seat side airbag system is only available on five-door models.



Front fog lights including static cornering function which illuminates when indicating or turning at low speed. It adds a striking look to the front of the vehicle and also provides additional safety in bad weather or where there is poor visibility. Standard on GT and optional on all other models.

Seeing is believing.



Model shown is new Golf GT TDI 140 PS with optional 18" 'Vancouver' alloy wheels and metallic paint.

Optional equipment

As you'd expect from such a technologically advanced and well thought out car, it also offers the very latest innovative options to help make every journey that little bit easier. For example, the DVD touch-screen navigation/radio system can guide you to your destination easily and efficiently, with its large colour touch-screen, 3D maps and split-screen functionality. And while your car takes care of planning the route, you can enjoy your favourite music from the DVD drive or 30 GB hard drive, or play your iPod or MP3 player through the Multi Device Interface (MDI). You can even enjoy a DVD film while the vehicle is stationary. Just one more way in which the new Golf raises the driving experience to exciting new levels.



The newly designed **leather trimmed multifunction steering wheel** is fitted with ergonomically designed switches, making it easy to use the radio, multifunction computer (Highline) and optional telephone preparation* functions. Thanks to the height and reach adjustment of the steering column, the position of the steering wheel can also be individually adapted to your requirements. Standard on GT and optional on all other models.

* Phones must be compatible with rSAP (rSim Access profile), please contact your retailer for phone compatibility.



At speeds of over 19 mph, **cruise control** keeps your selected speed constant, enabling you to relax on longer journeys, without having to keep an eye on your speedometer. Standard on SE and GT and optional on S models.



A **rear-view camera**, integrated behind the Volkswagen badge on the rear tailgate of the new Golf, provides a clear view to the rear of your vehicle, transmitting an undistorted live image to your radio or navigation system display, enabling you to manoeuvre quickly and easily into the most difficult parking space. Optional on all models.

Must be ordered in conjunction with RCD 510 or DVD touch-screen navigation/radio systems.



The **RCD 310 radio/MP3 compatible CD player** features eight speakers with an output of 4 x 20 watts. It also features an AUX-in socket for connection to an external multimedia source (e.g. iPod or MP3 player). Standard on SE and GT and optional on S models.



The **Multi Device Interface (MDI)** with iPod and USB cables enables you to connect and charge a compatible device, while track selection is viewed and selected via the vehicle's radio* system. Standard on SE and GT and optional on S models.

* Must be ordered in conjunction with RCD 310, RCD 510 or DVD touch-screen navigation/radio systems.



Optional in conjunction with the RCD 510 or DVD navigation/radio system, the **'Dynaudio' soundpack** offers phenomenal sound, delivering 300 watts through eight high performance speakers, perfectly distributing acoustics throughout the vehicle. Optional on SE and GT models.



The **RCD 510 touch-screen radio/dash-mounted MP3 compatible six CD autochanger** features a large 6½ inch colour display, with intuitive menu navigation and touch-screen operation. It also features an AUX-in socket for connection to an external multimedia source (e.g. iPod or MP3 player) and an SD memory card slot. Optional on all models.



The **DVD touch-screen navigation/radio system** will guide you to your destination using all but the last two digits of a UK postcode and includes a 6½ inch colour display. It also plays DVDs (when the vehicle is stationary) and music from the DVD drive, 30 GB hard drive or via an SD card. Optional on SE and GT models.



The newly designed **2Zone electronic climate control with automatic air recirculation system** features dual zone temperature control for the driver and front passenger, allowing each to select their individual preferred temperature. Optional on SE and GT models.

Interior shown features optional RCD 510 touch-screen radio system and Winter pack.



In the event of a change in air pressure, the **flat tyre indicator** symbol appears in the multifunction display, advising the driver to rectify the situation. Standard on GT and optional on all models.



The **Storage pack** extends the new Golf's numerous storage facilities even further to include drawers beneath the front seats, a net beneath the rear parcel shelf and a net on the boot floor. Optional on SE and GT models.



Headlight washers form part of the **Winter pack**, along with heated front seats, a low washer fluid warning light and automatically heated windscreen washer jets. Optional on SE and GT models.



The **Convenience pack** comprises front footwell illumination, an automatic coming/leaving home lighting function, ensuring your surroundings are well lit for additional security. The dusk sensor activates the vehicle's headlights when natural light levels diminish (i.e. night driving and underground car parks), while the automatically dimming interior rear-view mirror and rain sensor provide extra safety and comfort. Standard on SE and optional on all other models.

Convenience pack and luxury pack cannot be specified in conjunction with each other.



The **Luxury pack** not only includes the features of the Convenience pack, but also electrically folding exterior mirrors with reverse activated kerb-view adjustment on the passenger door mirror. Optional on all models.



Heat insulating rear tinted windows from the B pillar back are 65% light absorbing, and helps reduce exposure to the sun's rays whilst giving your new Golf a sporty look. Standard on GT and optional on all other models.

Alloy wheels

Add a touch of style and personality with this great choice of alloys. Alloys add a distinctively sporty look to your car, carefully chosen to enhance the exterior styling of every model. These alloy wheel options give you plenty of opportunity to express your individuality and transform the appearance of your new Golf. As well as the styling, they also offer sporting performance which is all about feeling the road beneath the wheels while staying in control, enabling you to maintain the perfect balance between power and dynamics in any situation.



The dynamic look of the new Golf GT with optional 18 inch 'Bilbao' alloy wheels, Winter pack, parking sensors and metallic paint.



'Atlanta' 6½ x 16 light alloy wheels with 205/55 R16 tyres. Standard on SE models.



'Porto' 7J x 17 light alloy wheels with 225/45 R17 tyres. Standard on GT models.



'Wellington' 6½ x 15 light alloy wheels with 195/65 R15 tyres. Optional on S models.



'Seattle' 7J x 17 light alloy wheels with 225/45 R17 tyres. Optional on SE and GT models.











'Bilbao' 7½J x 18 light alloy wheels with 225/40 R18 tyres. Optional on GT models.



'Vancouver' 7½J x 18 light alloy wheels with 225/40 R18 tyres. Optional on GT models.

Paint

		Silver Leaf Metallic 7B
	Black Non-Metallic A1	
		Reflex Silver Metallic 8E
	Candy White Non-Metallic B4	
		Shadow Blue Metallic P6
	Tornado Red Non-Metallic G2	
		Steel Grey Metallic X6
	Passion Red Metallic 1U	
		Deep Black Pearl Effect 2T
	Georgia Blue Metallic 5R	
		Blue Graphite Pearl Effect W9

■ Standard ■ Optional at extra cost

Please note: Screen technology does not allow for exact reproduction of the paint colours.

Upholstery

Titan Black
'Spell' cloth
BB

Standard on S



Truffle
'Vienna' leather*
TL

Optional on SE and GT



Titan Black
'Merlin' cloth
FW

Standard on SE




Titan Black
'Vienna' leather*
TW

Optional on SE and GT



Titan Black
Alcantara
XT

Standard on GT




Corn Silk Beige
'Vienna' leather*
YY

Optional on SE and GT



Corn Silk Beige
Alcantara
XU

Standard on GT



* Some parts of leather interior will contain artificial leather.
Please note: Screen technology does not allow for exact reproduction of the upholstery colours.

Standard Optional at extra cost

Combinations

	Seat upholstery	Carpet	Dashboard	Black (A1)	Candy White (B4)	Tornado Red (G2)	Passion Red Metallic (IU) *	Georgia Blue Metallic (5R) *	Silver Leaf Metallic (7B) *	Reflex Silver Metallic (8E) *	Shadow Blue Metallic (P6) *	Steel Grey Metallic (X6) *	Deep Black Pearl Effect (2T) *	Blue Graphite Pearl Effect (W9) *
'Spell' cloth Standard on S	Titan Black (BB)	Black	Black/Black	●	●	●	●	●	●	●	●	●	●	●
'Merlin' cloth Standard on SE	Titan Black (FW)	Black	Black/Black	●	●	●	●	●	●	●	●	●	●	●
Alcantara Standard on GT	Titan Black (XT)	Black	Black/Black	●	●	●	●	●	●	●	●	●	●	●
	Corn Silk Beige (XU)	Black	Black/Black	●	●	●	●	●	-	-	●	●	●	●
'Vienna' leather * † Optional on SE and GT models	Truffle (TL)	Black	Black/Black	○	○	-	-	-	○	○	-	○	○	○
	Titan Black (TW)	Black	Black/Black	○	○	○	○	○	○	○	○	○	○	○
	Corn Silk Beige (YY)	Black	Black/Black	○	○	○	○	○	-	-	○	○	○	○

* Metallic and pearl effect paints and 'Vienna' leather upholstery are optional at extra cost.
 † Some parts of leather interior will contain artificial leather.

● Standard.
 ○ Optional at extra cost.
 - Not available.



Cleaner, greener and better for the environment.

The new Golf may be the quietest yet, but it has plenty to shout about. Like cleaner, greener engines that emit fewer pollutants than ever before. Such as the new 2.0 litre TDI 110 PS engine, fitted with common rail technology and producing just 128 g/km CO₂. Allied with optimum power output, high traction and improved fuel consumption, it means you can enjoy high performance with a clearer conscience.

Model shown is new Golf GT TSI 160 PS with optional 18" 'Vancouver' alloy wheels, Convenience pack and metallic paint.

Engines and gearboxes

Select the dual-clutch, Direct Shift Gearbox (DSG) and you'll enjoy gear changes faster than a manual, yet so smooth they're virtually imperceptible, giving maximum driving enjoyment whatever the conditions. The DSG gearbox features an auto hold function – which automatically holds the vehicle when you come to a stop on a hill and then releases as you pull away. It's details such as these that make the difference. Establishing the new Golf once more as a car that raises the bar.



The six speed manual gearbox transmits power with short, accurate shifts and very smooth handling, making it easy to drive at the right engine speed.



The dual clutch Direct Shift Gearbox – DSG shifts smoothly and imperceptibly into the pre-selected next gear, within a split second. Depending on engine specification, a six or seven speed gearbox is not only highly dynamic, but now also features an auto hold function which prevents your new Golf from rolling back when pulling away on a slope or during a hill start.

1.6 litre 102 PS, 1.4 litre TSI 122 PS, 1.4 litre TSI 160 PS and 2.0 litre TDI 140 PS models only.



The combination of direct fuel injection and intelligent turbocharging technology allows **petrol engines with TSI technology** to work particularly efficiently, offering such advantages as high performance, high torque and reduced fuel consumption. TSI technology is available as either a turbocharged 1.4 litre TSI 122 PS or a twincharged 1.4 litre TSI 160 PS version.



The **TDI diesel engine** with common rail technology is a highly efficient combustion engine. The 2.0 litre TDI 110 PS version, fitted with a Diesel Particulate Filter (DPF), produces CO₂ emissions of just 128 g/km*, enabling you to drive in an even more environmentally responsible manner.

* Please see the Engines section for fuel consumption and CO₂ emissions figures.



The optional **Adaptive Chassis Control (ACC)** adapts the damping control and shock absorption rate to the road conditions and driving style you require within milliseconds. At the touch of a button, you decide how firm or comfortable you wish to set the suspension, with a choice of three settings: Sport, Comfort or Normal. In Normal mode, the principal advantage of the system is that the dampers are constantly adjusted to the road and the driving conditions. In Sport mode, the dampers are considerably stiffer and the steering becomes more responsive. A direct contrast is Comfort mode where the suspension is adjusted to maximise passenger comfort, particularly when travelling on poor road surfaces or long motorway journeys. Optional on SE and GT models.

S – 1.4 litre 80 PS

Technical specification

		Manual	
Engine	Engine type	Four cylinder petrol	
	Cubic capacity, ltrs/cc	1.4/1390	
	Max. output, PS ⁽⁰¹⁾ /kW at rpm	80/59 5000	
	Max. torque, lbs.ft/Nm at rpm	97/132 3800	
	Gearbox	Five speed manual	
Weights, kgs	Unladen weight ⁽⁰²⁾	1142	
	Gross vehicle weight	1750	
	Payload ⁽⁰²⁾	608	
	Axle load limit: Front Rear	920 880	
Trailer load limits, kgs ⁽⁰³⁾	Braked 12% incline	800	
	Unbraked	600	
	Towbar load limit	75	
	Max. roof load	75	
Performance	Top speed (where the law permits), mph (km/h)	107 (172)	
	Acceleration, secs 0 - 62 mph	13.9	
	ABI insurance group	4	
Environmental information	Fuel grade, minimum	Unleaded, 95 RON ⁽⁰⁴⁾	
	Fuel tank capacity, galls/ltrs	12.1/55	
	Official fuel consumption, mpg/ltr per 100 km ⁽⁰⁶⁾		
	Urban	33.2/8.5	
	Extra-urban	55.4/5.1	
	Combined	44.1/6.4	
	Official CO ₂ emission, g/km ⁽⁰⁷⁾	149	
Emission class	EURO 5		
Noise, dB	73.0		

Notes.

- 01) The maximum power output figures are quoted in PS (or Pferdestärke, which is the metric equivalent of horsepower). To convert from metric to imperial horsepower, divide the PS figure by 1.0139.
- 02) Figures are calculated in accordance with manufacturer's criteria. The individual unladen weight depends on the specification of the vehicle, this then reduces the possible payload accordingly.
- 03) With increasing altitude the engine performance diminishes. From 1,000 m above sea level and for every 1,000 m thereafter 10% of the vehicle/trailer weight (trailer weight + gross vehicle weight) must be deducted.
- 04) Thanks to the knock control, unleaded four star (at least 95 RON) can be used instead of unleaded Super plus. In order to achieve maximum fuel consumption benefits on the TSI engine, Ultra Low Sulphur Petrol (ULSP) must be used.
- 05) The use of RME and FAME (bio diesel) is not possible.
- 06) Official fuel consumption according to EU Directive 99/94. The consumption calculation according to 1999/100/EC is based on the actual unladen weight of the vehicle. Additional specifications can lead to a higher weight class and hence to consumption figures of this higher weight class. The driving style, road and traffic conditions, environmental influences and vehicle condition can in practice lead to consumption figures, which may differ from those calculated with this standard.
- 07) The weight of a vehicle will influence the level of CO₂ emission it produces; as a result, vehicles with higher levels of specification and factory-fitted options may emit higher levels of CO₂.

S – 1.6 litre 102 PS

Technical specification

		Manual	Automatic DSG
Engine	Engine type	Four cylinder petrol	Four cylinder petrol
	Cubic capacity, ltrs/cc	1.6/1595	1.6/1595
	Max. output, PS ⁽⁰¹⁾ /kW at rpm	102/75 5600	102/75 5600
	Max. torque, lbs.ft/Nm at rpm	109/148 3800	109/148 3800
	Gearbox	Five speed manual	Seven speed auto DSG
Weights, kgs	Unladen weight ⁽⁰²⁾	1157	1190
	Gross vehicle weight	1780	1810
	Payload ⁽⁰²⁾	623	620
	Axle load limit: Front Rear	950 880	980 880
Trailer load limits, kgs ⁽⁰³⁾	Braked 12% incline	1200	1200
	Unbraked	610	630
	Towbar load limit	75	75
	Max. roof load	75	75
Performance	Top speed (where the law permits), mph (km/h)	117 (188)	117 (188)
	Acceleration, secs 0 - 62 mph	11.3	11.3
	ABI insurance group	5	5
Environmental information	Fuel grade, minimum	Unleaded, 95 RON ⁽⁰⁴⁾	Unleaded, 95 RON ⁽⁰⁴⁾
	Fuel tank capacity, galls/ltrs	12.1/55	12.1/55
	Official fuel consumption, mpg/ltr per 100 km ⁽⁰⁶⁾		
	Urban	29.1/9.7	32.1/8.8
	Extra-urban	50.4/5.6	51.4/5.5
	Combined	39.8/7.1	42.2/6.7
	Official CO ₂ emission, g/km ⁽⁰⁷⁾	166	157
Emission class	EURO 5	EURO 5	
Noise, dB	72.0	70.0	

Notes.

- 01) The maximum power output figures are quoted in PS (or Pferdestärke, which is the metric equivalent of horsepower). To convert from metric to imperial horsepower, divide the PS figure by 1.0139.
- 02) Figures are calculated in accordance with manufacturer's criteria. The individual unladen weight depends on the specification of the vehicle, this then reduces the possible payload accordingly.
- 03) With increasing altitude the engine performance diminishes. From 1,000 m above sea level and for every 1,000 m thereafter 10% of the vehicle/trailer weight (trailer weight + gross vehicle weight) must be deducted.
- 04) Thanks to the knock control, unleaded four star (at least 95 RON) can be used instead of unleaded Super plus. In order to achieve maximum fuel consumption benefits on the TSI engine, Ultra Low Sulphur Petrol (ULSP) must be used.
- 05) The use of RME and FAME (bio diesel) is not possible.
- 06) Official fuel consumption according to EU Directive 99/94. The consumption calculation according to 1999/100/EC is based on the actual unladen weight of the vehicle. Additional specifications can lead to a higher weight class and hence to consumption figures of this higher weight class. The driving style, road and traffic conditions, environmental influences and vehicle condition can in practice lead to consumption figures, which may differ from those calculated with this standard.
- 07) The weight of a vehicle will influence the level of CO₂ emission it produces; as a result, vehicles with higher levels of specification and factory-fitted options may emit higher levels of CO₂.

S, SE – 1.4 litre TSI 122 PS

Technical specification

		Manual	Automatic DSG
Engine	Engine type	Four cylinder petrol	Four cylinder petrol
	Cubic capacity, ltrs/cc	1.4/1390	1.4/1390
	Max. output, PS ⁽⁰¹⁾ /kW at rpm	122/90 5000	122/90 5000
	Max. torque, lbs.ft/Nm at rpm	148/200 1500-4000	148/200 1500-4000
	Gearbox	Six speed manual	Seven speed auto DSG
Weights, kgs	Unladen weight ⁽⁰²⁾	1215	1241
	Gross vehicle weight	1820	1850
	Payload ⁽⁰²⁾	605	609
	Axle load limit: Front Rear	990 880	1020 880
Trailer load limits, kgs ⁽⁰³⁾	Braked 12% incline	1300	1300
	Unbraked	640	650
	Towbar load limit	75	75
	Max. roof load	75	75
Performance	Top speed (where the law permits), mph (km/h)	124 (200)	124 (200)
	Acceleration, secs 0 - 62 mph	9.5	9.5
	ABI insurance group	7	7
Environmental information	Fuel grade, minimum	Unleaded, 95 RON ⁽⁰⁴⁾	Unleaded, 95 RON ⁽⁰⁴⁾
	Fuel tank capacity, galls/ltrs	12.1/55	12.1/55
	Official fuel consumption, mpg/ltr per 100 km ⁽⁰⁶⁾		
	Urban	34.4/8.2	36.7/7.7
	Extra-urban	55.4/5.1	56.5/5.0
	Combined	45.6/6.2	47.1/6.0
	Official CO ₂ emission, g/km ⁽⁰⁷⁾	144	138
Emission class	EURO 5	EURO 5	
Noise, dB	72.0	72.0	

Notes.

- 01) The maximum power output figures are quoted in PS (or Pferdestärke, which is the metric equivalent of horsepower). To convert from metric to imperial horsepower, divide the PS figure by 1.0139.
- 02) Figures are calculated in accordance with manufacturer's criteria. The individual unladen weight depends on the specification of the vehicle, this then reduces the possible payload accordingly.
- 03) With increasing altitude the engine performance diminishes. From 1,000 m above sea level and for every 1,000 m thereafter 10% of the vehicle/trailer weight (trailer weight + gross vehicle weight) must be deducted.
- 04) Thanks to the knock control, unleaded four star (at least 95 RON) can be used instead of unleaded Super plus. In order to achieve maximum fuel consumption benefits on the TSI engine, Ultra Low Sulphur Petrol (ULSP) must be used.
- 05) The use of RME and FAME (bio diesel) is not possible.
- 06) Official fuel consumption according to EU Directive 99/94. The consumption calculation according to 1999/100/EC is based on the actual unladen weight of the vehicle. Additional specifications can lead to a higher weight class and hence to consumption figures of this higher weight class. The driving style, road and traffic conditions, environmental influences and vehicle condition can in practice lead to consumption figures, which may differ from those calculated with this standard.
- 07) The weight of a vehicle will influence the level of CO₂ emission it produces; as a result, vehicles with higher levels of specification and factory-fitted options may emit higher levels of CO₂.

GT – 1.4 litre TSI 160 PS

Technical specification

		Manual	Automatic DSG
Engine	Engine type	Four cylinder petrol	Four cylinder petrol
	Cubic capacity, ltrs/cc	1.4/1390	1.4/1390
	Max. output, PS ⁽⁰¹⁾ /kW at rpm	160/118 5800	160/118 5800
	Max. torque, lbs.ft/Nm at rpm	177/240 2000	177/240 2000
	Gearbox	Six speed manual	Seven speed auto DSG
Weights, kgs	Unladen weight ⁽⁰²⁾	1271	1286
	Gross vehicle weight	1840	1860
	Payload ⁽⁰²⁾	569	574
	Axle load limit: Front Rear	1010 880	1030 880
Trailer load limits, kgs ⁽⁰³⁾	Braked 12% incline	1400	1400
	Unbraked	670	680
	Towbar load limit	75	75
	Max. roof load	75	75
Performance	Top speed (where the law permits), mph (km/h)	137 (220)	137 (220)
	Acceleration, secs 0 - 62 mph	8.0	8.0
	ABI insurance group	15	15
Environmental information	Fuel grade, minimum	Unleaded, 95 RON ⁽⁰⁴⁾	Unleaded, 95 RON ⁽⁰⁴⁾
	Fuel tank capacity, galls/ltrs	12.1/55	12.1/55
	Official fuel consumption, mpg/ltr per 100 km ⁽⁰⁶⁾		
	Urban	34.9/8.1	37.7/7.5
	Extra-urban	54.3/5.2	54.3/5.2
	Combined	44.8/6.3	47.1/6.0
	Official CO ₂ emission, g/km ⁽⁰⁷⁾	145	139
Emission class	EURO 5	EURO 5	
Noise, dB	71.0	68.0	

Notes.

- 01) The maximum power output figures are quoted in PS (or Pferdestärke, which is the metric equivalent of horsepower). To convert from metric to imperial horsepower, divide the PS figure by 1.0139.
- 02) Figures are calculated in accordance with manufacturer's criteria. The individual unladen weight depends on the specification of the vehicle, this then reduces the possible payload accordingly.
- 03) With increasing altitude the engine performance diminishes. From 1,000 m above sea level and for every 1,000 m thereafter 10% of the vehicle/trailer weight (trailer weight + gross vehicle weight) must be deducted.
- 04) Thanks to the knock control, unleaded four star (at least 95 RON) can be used instead of unleaded Super plus. In order to achieve maximum fuel consumption benefits on the TSI engine, Ultra Low Sulphur Petrol (ULSP) must be used.
- 05) The use of RME and FAME (bio diesel) is not possible.
- 06) Official fuel consumption according to EU Directive 99/94. The consumption calculation according to 1999/100/EC is based on the actual unladen weight of the vehicle. Additional specifications can lead to a higher weight class and hence to consumption figures of this higher weight class. The driving style, road and traffic conditions, environmental influences and vehicle condition can in practice lead to consumption figures, which may differ from those calculated with this standard.
- 07) The weight of a vehicle will influence the level of CO₂ emission it produces; as a result, vehicles with higher levels of specification and factory-fitted options may emit higher levels of CO₂.

S, SE – 2.0 litre TDI 110 PS

Technical specification

		Manual	
Engine	Engine type	Four cylinder diesel	
	Cubic capacity, ltrs/cc	2.0/1968	
	Max. output, PS ⁽⁰¹⁾ /kW at rpm	110/81 4100	
	Max. torque, lbs.ft/Nm at rpm	185/250 1750	
	Gearbox	Five speed manual	
Weights, kgs	Unladen weight ⁽⁰²⁾	1264	
	Gross vehicle weight	1870	
	Payload ⁽⁰²⁾	606	
	Axle load limit: Front Rear	1040 880	
Trailer load limits, kgs ⁽⁰³⁾	Braked 12% incline	1500	
	Unbraked	660	
	Towbar load limit	75	
	Max. roof load	75	
Performance	Top speed (where the law permits), mph (km/h)	120 (193)	
	Acceleration, secs 0 - 62 mph	10.7	
	ABI insurance group	6	
Environmental information	Fuel grade, minimum	Diesel ⁽⁰⁵⁾	
	Fuel tank capacity, galls/ltrs	12.1/55	
	Official fuel consumption, mpg/ltr per 100 km ⁽⁰⁶⁾		
	Urban	44.1/6.4	
	Extra-urban	70.6/4.0	
	Combined	57.6/4.9	
	Official CO ₂ emission, g/km ⁽⁰⁷⁾	128	
Emission class	EURO 5		
Noise, dB	71.0		

Notes.

- 01) The maximum power output figures are quoted in PS (or Pferdestärke, which is the metric equivalent of horsepower). To convert from metric to imperial horsepower, divide the PS figure by 1.0139.
- 02) Figures are calculated in accordance with manufacturer's criteria. The individual unladen weight depends on the specification of the vehicle, this then reduces the possible payload accordingly.
- 03) With increasing altitude the engine performance diminishes. From 1,000 m above sea level and for every 1,000 m thereafter 10% of the vehicle/trailer weight (trailer weight + gross vehicle weight) must be deducted.
- 04) Thanks to the knock control, unleaded four star (at least 95 RON) can be used instead of unleaded Super plus. In order to achieve maximum fuel consumption benefits on the TSI engine, Ultra Low Sulphur Petrol (ULSP) must be used.
- 05) The use of RME and FAME (bio diesel) is not possible.
- 06) Official fuel consumption according to EU Directive 99/94. The consumption calculation according to 1999/100/EC is based on the actual unladen weight of the vehicle. Additional specifications can lead to a higher weight class and hence to consumption figures of this higher weight class. The driving style, road and traffic conditions, environmental influences and vehicle condition can in practice lead to consumption figures, which may differ from those calculated with this standard.
- 07) The weight of a vehicle will influence the level of CO₂ emission it produces; as a result, vehicles with higher levels of specification and factory-fitted options may emit higher levels of CO₂.

SE, GT – 2.0 litre TDI 140 PS

Technical specification

		Manual	Automatic DSG
Engine	Engine type	Four cylinder diesel	Four cylinder diesel
	Cubic capacity, ltrs/cc	2.0/1968	2.0/1968
	Max. output, PS ⁽⁰¹⁾ /kW at rpm	140/103 4200	140/103 4200
	Max. torque, lbs.ft/Nm at rpm	236/320 1750-2500	236/320 1750-2500
	Gearbox	Six speed manual	Six speed auto DSG
Weights, kgs	Unladen weight ⁽⁰²⁾	1299	1322
	Gross vehicle weight	1910	1930
	Payload ⁽⁰²⁾	611	608
	Axle load limit: Front Rear	1080 880	1100 880
Trailer load limits, kgs ⁽⁰³⁾	Braked 12% incline	1500	1500
	Unbraked	680	690
	Towbar load limit	75	75
	Max. roof load	75	75
Performance	Top speed (where the law permits), mph (km/h)	130 (209)	129 (207)
	Acceleration, secs 0 - 62 mph	9.3	9.3
	ABI insurance group	12	12
Environmental information	Fuel grade, minimum	Diesel ⁽⁰⁵⁾	Diesel ⁽⁰⁵⁾
	Fuel tank capacity, galls/ltrs	12.1/55	12.1/55
	Official fuel consumption, mpg/ltr per 100 km ⁽⁰⁶⁾		
	Urban	44.1/6.4	39.8/7.1
	Extra-urban	70.6/4.0	62.8/4.5
	Combined	57.6/4.9	52.3/5.4
	Official CO ₂ emission, g/km ⁽⁰⁷⁾	129	142
Emission class	EURO 5	EURO 5	
Noise, dB	73.0	69.0	

Notes.

- 01) The maximum power output figures are quoted in PS (or Pferdestärke, which is the metric equivalent of horsepower). To convert from metric to imperial horsepower, divide the PS figure by 1.0139.
- 02) Figures are calculated in accordance with manufacturer's criteria. The individual unladen weight depends on the specification of the vehicle, this then reduces the possible payload accordingly.
- 03) With increasing altitude the engine performance diminishes. From 1,000 m above sea level and for every 1,000 m thereafter 10% of the vehicle/trailer weight (trailer weight + gross vehicle weight) must be deducted.
- 04) Thanks to the knock control, unleaded four star (at least 95 RON) can be used instead of unleaded Super plus. In order to achieve maximum fuel consumption benefits on the TSI engine, Ultra Low Sulphur Petrol (ULSP) must be used.
- 05) The use of RME and FAME (bio diesel) is not possible.
- 06) Official fuel consumption according to EU Directive 99/94. The consumption calculation according to 1999/100/EC is based on the actual unladen weight of the vehicle. Additional specifications can lead to a higher weight class and hence to consumption figures of this higher weight class. The driving style, road and traffic conditions, environmental influences and vehicle condition can in practice lead to consumption figures, which may differ from those calculated with this standard.
- 07) The weight of a vehicle will influence the level of CO₂ emission it produces; as a result, vehicles with higher levels of specification and factory-fitted options may emit higher levels of CO₂.

Engines

- Front transverse-installed engine
- 1.4 litre/80 PS ⁽⁰¹⁾ (59 kW) petrol engine: Four cylinder in-line engine, aluminium/alloy cylinder block, aluminium cylinder head with double overhead camshaft, four valves per cylinder
- 1.6 litre/102 PS ⁽⁰¹⁾ (75 kW) petrol engine: Four cylinder in-line engine, aluminium cylinder head, two valves per cylinder with roller rocker valves, programmed ignition with cylinder-selective anti-knock control, four single spark ignition coils, Longlife spark plugs, exhaust gas recirculation, three-way front catalyst, lambda control
- 1.4 litre/122 PS ⁽⁰¹⁾ (90 kW) petrol engine: CAXA TSI engine with homogeneous mode (Lambda 1), stratified high-pressure start, double injection catalytic converter heating, turbocharger with waste gate, air-to-liquid charge-air cooling, maintenance-free timing chain, plastic intake manifold with integrated intercooler, continuous inlet camshaft timing adjustment, grey cast iron cylinder block, steel crankshaft, duo-centric oil pump, dual-circuit cooling system. Fuel system regulated according to requirements using high-pressure fuel pump with integrated pressure limiting valve
- 1.4 litre/160 PS ⁽⁰¹⁾ (118 kW) petrol engine: EU5 compliant four cylinder in-line engine with homogeneous mode (Lambda 1), stratified high-pressure start, turbocharger with waste gate, additional mechanical supercharger, intercooler and dual-circuit cooling system. Fuel system regulated according to requirements using high pressure fuel pump with integrated pressure limiting valve. Intake manifold flap change-over omitted, regulated duo-centric oil pump, metal cartridge oil filter and three way catalytic converter
- 2.0 litre/110 PS ⁽⁰¹⁾ (81 kW) common rail diesel engine: TBA
- 2.0 litre/140 PS ⁽⁰¹⁾ (103 kW) common rail diesel engine: EU4 emissions standard (EU5 compliant), four cylinder in-line engine, four valves per cylinder, aluminium-silicon alloy cylinder head, toothed backlash compensator, intake manifold with electric continual tumble flap control, electronically controlled common rail direct injection system with Bosch high pressure pump (up to 1800 bar) and 8-hole piezo injector units, pre-supply electronic fuel pump, oil cooler, intercooler, exhaust gas recirculation, additional coolant pump, turbocharger with variable turbine geometry, catalytic converter and Diesel Particulate Filter (DPF)

Transmission

- Front wheel drive through asbestos-free single-plate dry clutch. Hydraulic clutch-mechanism. Five or six speed manual, six or seven speed automatic DSG gearbox with double joint half axles
- Five speed manual: 1.4 litre 80 PS, 1.6 litre 102 PS, 2.0 litre TDI 110 PS
- Six speed manual: 1.4 litre TSI 122 PS, 1.4 litre TSI 160 PS, 2.0 litre TDI 140 PS
- Six speed automatic DSG: 2.0 litre TDI 140 PS
- Seven speed automatic DSG: 1.6 litre 102 PS, 1.4 litre TSI 122 PS, 1.4 litre TSI 160 PS

Running gear

- Electronic Stabilisation Programme (ESP) including Electronic Differential Lock (EDL), Traction Control (ASR) and Countersteer Support
- Front suspension through coil springs with telescopic shock absorbers, all elements integrated in chassis legs
- Rear suspension with gas pressure shock absorbers and separate springs
- Wheel control: front through chassis legs and (lower) triangular wishbones (directionally stabilising steering roll radius)
- Wheel control: rear through four-link suspension with independent wheel suspension
- Front and rear anti-roll bar

Steering

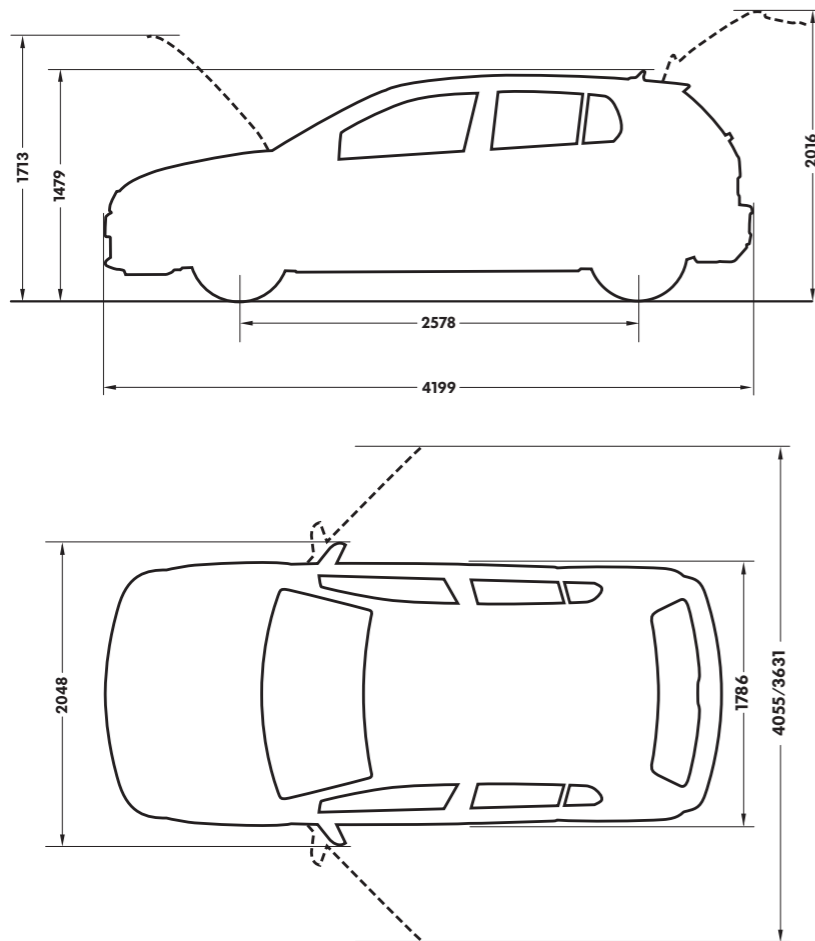
- Electro-mechanical steering rack
- Collapsible, height and lengthways adjustable safety steering column

Brakes

- Electronically controlled Anti-lock Braking System (ABS) with Electronic Brake-pressure Distribution (EBD)
- Diagonal twin-circuit brake system with inner-ventilated front disc brakes and rear disc brakes
- Asbestos-free brake pads
- Hydraulic Brake Assist (HBA)

Dimensions

Maximum luggage capacity, litres VDA measuring method using 200 x 100 x 50 mm blocks	With rear seat upright	350
	With rear seat folded	1305
Exterior dimensions	Length, mm	4199
	Width – excluding door mirrors, mm	1786
	Width – opened front doors – 3 door/5 door, mm	4055/3631
	Height, mm	1479
	Height – opened bonnet/floor, mm	1713
	Height – opened tailgate/floor, mm	2016
	Wheelbase, mm	2578
	Turning circle, mm	10900
Interior dimensions	Effective headroom – front, mm (with sunroof)	987 (965)
	Effective headroom – rear, mm (with sunroof)	979 (978)
	Elbow width, front – 3 door/5 door, mm	1447/1447
	Elbow width, rear – 3 door/5 door, mm	1452/1420



Volkswagen service

The Volkswagen Warranty.

Three-year Warranty.

All Volkswagen new Golfs come with a three-year/60,000 miles warranty, which protects your car against the failure of most mechanical and electrical components due to manufacturing defects. This comprises a two-year manufacturer's warranty with unlimited mileage plus a further one-year/60,000 miles (whichever is soonest) Retailer Warranty. Should the mileage exceed 60,000 miles within the first two years, the manufacturer's two-year warranty will still be valid. If an additional warranty for subsequent years or higher mileage is desired, it may be purchased from an authorised Volkswagen retailer or repairer; however, this additional warranty must be purchased before the mileage reaches 60,000*. Full details of the three-year warranty are available from your authorised Volkswagen retailer or repairer.

* All warranty work must be completed by an authorised Volkswagen retailer or repairer.

Three-year Paint Warranty.

The paintwork of the new Golf is covered against manufacturing defects for a period of three years. Naturally, the new Golf must be cared for in compliance with the operating instructions which will be found in your vehicle handbook. Please consult your authorised Volkswagen retailer or repairer for full warranty details.

12-year Body Protection Warranty.

The internal body sections and panels of the new Golf are covered against rusting through from the inside for 12 years. Naturally, the new Golf must be cared for in compliance with the operating instructions. Please consult your authorised Volkswagen retailer or repairer for full warranty details.

Approved Accessories.

A comprehensive range of accessories from alloy wheels to carpet mats is available to complement the factory-fitted option list. Volkswagen approved accessories purchased from and fitted by your authorised Volkswagen retailer at the point of vehicle sale will also benefit from the three-year vehicle warranty.

Service Intervals.

Volkswagen are pleased to offer you a choice on how your new Golf is serviced. The appropriate selection is entirely dependent on how the car is likely to be driven and its general use. To help you identify which type of service would be most suitable, please refer to the following guide.

The Time and Distance Service is recommended for vehicles that will cover less than 10,000 miles in 12 months and if the vehicle is likely to be used in the following way:

- Predominantly urban driving, short journeys with frequent cold starts.
- Activities regularly producing high engine loading, e.g. frequent hill climbs, driving with vehicle fully loaded and towing.
- Uneconomical driving style using high rpms with heavy acceleration and heavy braking.

The service intervals for the Time and Distance Service are as follows:

- Oil change service
Every 10,000 miles/1 year (whichever is soonest).
- Interval service
Every 20,000 miles/2 years (whichever is soonest).
- Inspection service
Every 40,000 miles/3 years (whichever is soonest).

The LongLife Service is recommended for vehicles with a daily mileage of more than 25 miles where the vehicle is driven regularly mainly on longer distance journeys. The vehicle is driven mainly at a constant speed with minimum vehicle and engine loading, minimal towing and driven in an economical manner.

With the LongLife Service the vehicle can cover anywhere between 10,000[†] and a maximum of 18,000[†] miles or 24 months (whichever is soonest) between oil changes. Inspection service is typically in the third year of ownership and thereafter every second year, for vehicles with an approximate annual mileage of 10,000 miles.

[†] Please note that mileages are approximate as the service indicator system uses kilometres as the distance measurement. Please consult your authorised Volkswagen retailer or repairer for advice and full details.

Extended Warranty.

You may purchase additional protection from your authorised Volkswagen retailer or repairer, or contact 0870 9000 115.

Volkswagen Finance[‡].

Volkswagen Finance specialises in providing funding solutions for Volkswagen drivers. Whether your Volkswagen is for private or business use, you can choose from a range of funding options.

- Solutions – a personal contract plan
- Hire purchase
- Lease purchase
- Finance lease
- Contract hire

With all Volkswagen Finance products you can choose a fixed-cost maintenance plan to help you budget for your servicing and maintenance costs.

No matter what finance product you choose, your local Volkswagen retailer will be able to provide you with a personalised quote that could meet your budget and vehicle needs.

[‡] Volkswagen Finance is a trading name of Volkswagen Financial Services (UK) Limited. An offer of finance depends on certain conditions. Available to people over 18 in the UK only.

Volkswagen Insurance[±].

Competitive and comprehensive motor insurance designed especially for Volkswagen drivers. All new and Approved Used Volkswagens come with complimentary seven-day cover upon request – we'll e-mail a cover note straight to your retailer, enabling them to tax your car easily. This way, you can drive straight out of the showroom. Taking out annual cover is easy and it can start when the seven-day cover expires. For more information contact your local Volkswagen retailer or call 0800 051 3136.

[±] Volkswagen Insurance is underwritten and administered by Zurich Insurance plc. Volkswagen Insurance is a trading name of Volkswagen Insurance Service (Great Britain) Limited which is an appointed representative of Volkswagen Financial Services (UK) Limited. Zurich Insurance plc and Volkswagen Financial Services (UK) Limited are both authorised and regulated by the Financial Services Authority.

Volkswagen Roadside Assistance.

Every new car is registered for Volkswagen Roadside Assistance for one year. This provides vehicle home and roadside recovery in the unlikely event of a breakdown in the UK and Europe (subject to conditions). Volkswagen Roadside Assistance can also be purchased for subsequent years. For full details, please contact your authorised Volkswagen retailer or repairer.

Tax Free Sales.

For full details, please contact your authorised Volkswagen retailer.

CO₂ Emission.

Increased weight of a vehicle, including higher trim levels and the addition of options will have a detrimental influence on the level of fuel consumption and CO₂ emissions produced.

The CO₂ and fuel consumption figures are obtained from tests on a representative vehicle of the type, conducted and approved in accordance with Council Directive 80/1268/EEC as amended by Directive 1999/100/EC (or later) on the approximation of the laws of the member states relating to the carbon dioxide emissions and the fuel consumption of motor vehicles.

Please Note:

Some illustrations in this brochure do not necessarily reflect UK specifications and may not be available. In particular, controls and some items of equipment are positioned differently for the UK.

The specifications contained in this brochure are for information purposes only and are subject to change. If you require any specific feature, you must consult your authorised Volkswagen retailer who is regularly updated with any change in specification. Please check model availability and full specification details with your authorised Volkswagen retailer prior to ordering.

Note: We would like to advise you that telephone calls to Volkswagen Customer Care may be monitored and recorded as part of our training and quality assurance processes. All our monitoring and recording processes meet Ofcom regulations.