



# *Spare Parts List*


## *Type 1*




**MODEL 111**  
2 door Sedan  
Standard Model, LHD



**MODEL 113**  
2 door Sedan  
De Luxe Model, LHD



**MODEL 117**  
2 door Sedan  
De Luxe Model LHD, with sliding roof



**MODEL 151**  
4 seater Convertible  
LHD

***This spare parts list***

***is applicable to the following models:***

---

Model 111	2 door Sedan, Standard Model, LHD
112	2 door Sedan, Standard Model, RHD
113	2 door Sedan, De Luxe Model, LHD
114	2 door Sedan, De Luxe Model, RHD
115	2 door Sedan, Standard Model, LHD, with sliding roof
116	2 door Sedan, Standard Model, RHD, with sliding roof
117	2 door Sedan, De Luxe Model, LHD, with sliding roof
118	2 door Sedan, De Luxe Model, RHD, with sliding roof
151	4 seater Convertible, LHD
152	4 seater Convertible, RHD

## **Introduction**

---

This spare parts list supersedes all previous issues. It includes all amendments until the date of publication of this list. Any further amendments will be covered by the monthly information sheets.

All spare parts itemized in this list are broken down into 10 main groups which correspond to the main units of the vehicle. Each main unit consists of several sub groups, the number of which varies according to the size and design of the unit.

Within the main and/or sub groups the spare parts are listed and numbered in their constructional order. The illustrations have been grouped accordingly.

Each spare parts number consists of nine figures. The first 3 figures designate the type and model. The next figure shows the main group. The following two figures indicate the sub group. The last three figures represent the actual numerical designation of the part. In case of modifications of material or design a letter is added to the spare parts number of those parts not substituting the relevant earlier parts. The alphabetical order indicates the number of modifications made.

### **Example:**

The crankcase part number is: 111 101 025 A

111	1	01	025	A
type and model	main group	sub group	actual part number	modification

It is pointed out that designations such as front-rear-left-right are determined from the driving seat, facing forward. If a spare part is available in left- and right-hand version, the odd end figure usually designates the left type part and the following even end figure the right one.

The main and sub group sequence is shown on the following pages.

# MAIN AND SUB GROUPS SEQUENCE

No.	Main groups	No.	Sub groups	Illustration
1	<b>Engine</b>	01	Crankcase, Cylinders, Cylinder head .....	1
		05	Crankshaft, Connecting rod, .....	2
			Crankshaft bearings	
		07	Piston .....	2
		09	Camshaft, Valves .....	3
		15	Oil pump, Oil filler .....	4
		17	Oil cooler .....	4
		19	Air cooling, Cover plates .....	5
		27	Fuel pump, Fuel pipes .....	6
		29	Carburetor .....	7
		29	Carburetor with accelerator pump, Manifold	8
		41	Clutch .....	9
2	<b>Fuel tank, Exhaust and interior heating systems</b>	01	Fuel tank .....	10
		09	Fuel tap .....	10
		51	Exhaust system .....	11
		55	Heater pipes .....	11
3	<b>Transmission</b>	01	Transmission case .....	12
		07	Gears, Shafts .....	13
		09	Gears, Shafts (synchromesh) .....	14
4	<b>Front axle, Steering</b>	01	Front axle beam .....	15
		05	Front suspension .....	15
		11	Torsion springs .....	15
		13	Shock absorber .....	15
		15	Steering .....	16
5	<b>Rear axle</b>	01	Rear axle .....	17
		11	Rear suspension .....	17
		13	Shock absorber .....	17
		17	Differential .....	18
6	<b>Road wheels, Brakes</b>	01	Road wheels .....	19
		05	Brakes (mechanical) .....	19
		09	Hydraulic brake .....	20
		11	Brake cylinders and lines .....	21
7	<b>Frame, Hand lever system, Pedal cluster</b>	01	Frame .....	22
		07	Bumpers .....	22
		11	Hand lever system .....	23
		21	Pedal cluster up to chassis No. 1 600 439 ..	24
		21	Pedal cluster from chassis No. 1 600 440 ...	25
8	<b>Body</b>	01	Side and cross members .....	26 + 26 a
		05	Front portion .....	26 + 26 a
		09	Side panel .....	26 + 26 a
		13	Rear portion .....	26 + 26 a

## MAIN AND SUB GROUPS SEQUENCE

No.	Main groups	No.	Sub groups	Illustration
		17	Roof .....	26 + 26 a
		21	Fender, Running board .....	27
		23	Front lid .....	27
		27	Rear lid .....	27
		99	Body to chassis securing parts .....	27
		31	Doors .....	28 + 28 a
		37	Door and window parts .....	28 + 28 a
		45	Window glasses and weatherstrips .....	29 + 29 a
		47	Drop quarter window parts .....	29 a
		53	Moldings .....	30
		57	Instrument panel fittings, rear view mirror ..	31
		63	Front panel lining and floor covering .....	32
		67	Interior linings .....	32
		71	Convertible top .....	33
		75	Sliding roof .....	34
		81	Front seat .....	35
		85	Rear seat .....	35
		99	Body to chassis securing parts .....	—
9	<b>Electrical equipment</b>	03	Generator .....	36
		05	Ignition .....	37
		11	Starting motor .....	38
		15	Battery mounting .....	38
		19	Instruments .....	39
		25	Instrument panel .....	—
		37	Fuse box .....	39
		41	Headlamp .....	39
		43	Licence plate light .....	39
		45	Tail light .....	39
		47	Interior light .....	39
		51	Horn .....	39
		53	Direction indicator .....	40
		55	Windshield wiper .....	40
		57	Speedometer .....	41
		71	Electric wiring .....	41
0	<b>Accessories</b>	11	Jack .....	—
		12	Tools .....	—
		35	Suppression equipment .....	—

## ***Production Survey***

The following list is to give you a survey of the Nos. of the chassis and other units produced up to the end of each year and of dates when substantial technical innovations were introduced.

Year	Chassis	Engine	Rear axle	Front axle	Body Convertible
1947	1 - 072 743	1 - 100 788	80 640	79 332	—
1948	1 - 091 921	1 - 122 649	101 772	100 417	—
1949	1 - 138 554	1 - 169 913	148 658	147 131	360
1950	1 - 220 471	1 - 265 999	244 739	229 566	3040
1951	1 - 313 829	1 - 379 470	357 345	326 819	7050
Oct 1952	1 - 397 023	1 - 481 713	456 602 A - 0 001	410 951	10 968
1952	1 - 428 156	1 - 519 258	469 555 A 24 736	422 001	11 800
March 1953	1 - 454 951	1 - 551 113	477 843 A 39 042	468 941	12 550
Jan 1954	1 - 575 415	1 - 695 282	503 009 A 167 878	590 166	16 100
1954	1 - 781 884	1 - 945 526	538 982 A 380 323	797 194	20 900
Aug 1955	1 - 929 746	1 - 1 120 615	558 296 A 538 933	946 104	24 511
1955	1 - 1 060 929	1 277 347	573 609 A 677 497	1 078 268	27 340
1956	1 394 119	1 678 209	613 554 A 1 044 024	1 411 994	33 716
Aug 1957	1 600 440	1 937 450	620 121 A 1 288 235	1 618 050	39 039
Oct 1957	1 673 411	2 026 015	— A 1 370 234	1 688 196	—