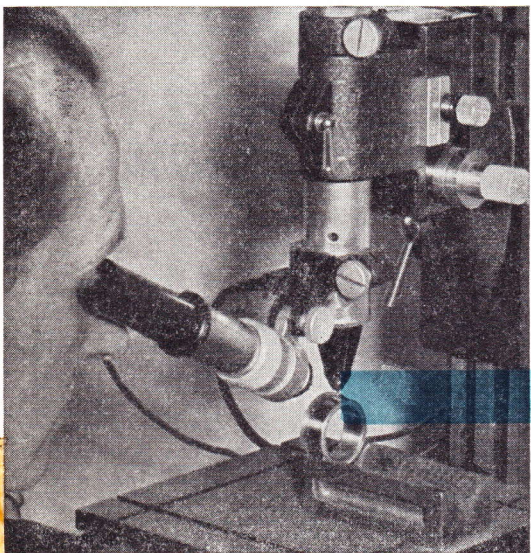


# MAIN GROUP

8

	Illustration
01 Side and cross members	26 + 26 a
05 Front portion	26 + 26 a
09 Side panel	26 + 26 a
13 Rear portion	26 + 26 a
17 Roof	26 + 26 a
21 Fender, Running board	27
23 Front lid	27
27 Rear lid	27
99 Body to chassis securing parts	27
31 Doors	28 + 28 a
37 Door and window parts	28 + 28 a
45 Window glasses and weatherstrips	29 + 29 a
47 Drop quarter window parts	29 a
53 Moldings	30
57 Instrument panel fittings, rear view mirror	31
63 Front panel lining and floor covering	32
67 Interior linings	32
71 Convertible top	33
75 Sliding roof	34
81 Front seat	35
85 Rear seat	35
99 Body to chassis securing parts	—



***The pitiless eye***

Genuine VW Spare Parts are tested without fear or favor. A reject on the scrap heap comes cheaper than a dissatisfied VW driver.



***Each part is Factory Engineered and Inspected***

Key No.	Part No.	Description	Quantity	Type and model
<b>BODY</b>				
-	111 800 101 C	Body, finished, less seats, with glazing .....	1	111
-	112 800 101 B	Body, finished, less seats, with glazing (RHD) .....	1	112
-	113 800 101 B	Body, finished, less seats, with glazing .....	1	113
-	114 800 101 B	Body, finished, less seats, with glazing (RHD) .....	1	114
-	115 800 101 D	Body, finished, less seats, with glazing .....	1	115
		(sliding roof)		
-	116 800 101 D	Body, finished, less seats, with glazing .....	1	116
		(sliding roof, RHD)		
-	117 800 101 C	Body, finished, less seats, with glazing .....	1	117
		(sliding roof)		
-	118 800 101 C	Body, finished, less seats, with glazing .....	1	118
		(sliding roof, RHD)		
-	111 800 401 B	Body, bare prime coated .....	1	111
		from chassis No. 1 - 397 023 up to 1 - 929 745		
-	111 800 401 D	Body, bare prime coated .....	1	111
		from chassis No. 1 - 929 746		
-	112 800 401 B	Body, bare prime coated (RHD) .....	1	112
		from chassis No. 1 - 397 023 up to 1 - 929 745		
-	112 800 401 D	Body, bare prime coated (RHD) .....	1	112
		from chassis No. 1 - 929 746		
-	113 800 401 B	Body, bare prime coated .....	1	113
		from chassis No. 1 - 397 023 up to 1 - 929 745		
-	113 800 401 D	Body, bare prime coated .....	1	113
		from chassis No. 1 - 929 746		
-	114 800 401 B <i>114 800 421 D</i>	Body, bare prime coated (RHD) .....	1	114
		from chassis No. 1 - 397 023 up to 1 - 929 745		
-	114 800 401 D	Body, bare prime coated (RHD) .....	1	114
		from chassis No. 1 - 929 746		
-	115 800 401 B <i>115 800 421 A</i>	Body, bare prime coated (sliding roof) .....	1	115
		from chassis No. 1 - 397 023 up to 1 - 929 745		
		<i>Body BARE PRIME COATED SLIDING ROOF.</i>		
-	115 800 401 D	Body, bare prime coated (sliding roof) .....	1	115
		from chassis No. 1 - 929 746		
-	116 800 401 B <i>116 800 401 B</i>	Body, bare prime coated (sliding roof, RHD) .....	1	116
		from chassis No. 1 - 397 023 up to 1 - 929 745		
	<i>115 800 421 D</i>	<i>BODIES SUPPLIED WITHOUT FENDERS</i>		

*113 800 379 Superseded by single parts.*  
*113 800 379 A " " " "*


Key No.	Part No.	Description	Quantity	Type and model
-	116 800 401 D	Body, bare prime coated (sliding roof, RHD) ..... from chassis No. 1 - 929 746	1	116
-	117 800 401 B	Body, bare prime coated (sliding roof) ..... from chassis No. 1 - 397 023 up to 1 - 929 745	1	117
-	<del>117 800 401 D</del> 117 800 421 A	Body, bare prime coated (sliding roof) ..... from chassis No. 1 - 929 746 <i>WITHOUT FENDERS.</i>	1	117
-	118 800 401 B	Body, bare prime coated (sliding roof, RHD) ..... from chassis No. 1 - 397 023 up to 1 - 929 745	1	118
-	118 800 401 D	Body, bare prime coated (sliding roof, RHD) ..... from chassis No. 1 - 929 746	1	118
-	151 800 401 B	Body, bare prime coated ..... from chassis No. 1 - 397 023 up to 1 - 929 745	1	151
-	151 800 401 D	Body, bare prime coated ..... from chassis No. 1 - 929 746	1	151
-	152 800 401 D	Body, bare prime coated .....	1	152
	111 800 421 B	<i>Superseded by 111 800 401 D.</i>		
	112 800 421 B	<i>" " 112 800 401 D</i>		
	113 800 421 B	<i>" " 113 800 401 D.</i>		
	114 800 421 B	<i>" " 114 800 401 D</i>		
	115 800 421 B	<i>" " 115 800 401 D</i>		
	117 800 421 B	<i>" " 117 800 401 D.</i>		
	152 800 421	<i>No longer AVAILABLE.</i>		
	113 800 403 D	<i>Superseded by 113 800 423 D</i>		
	117 800 403 D	<i>" " 117 800 423 D</i>		



***The old man with the beard —***

What was his name again?

Have you ever counted to see how many of your customers you know personally? The customers pay your salary. Keep thinking of that, and remember their names.



***Each part is Factory Engineered and Inspected***

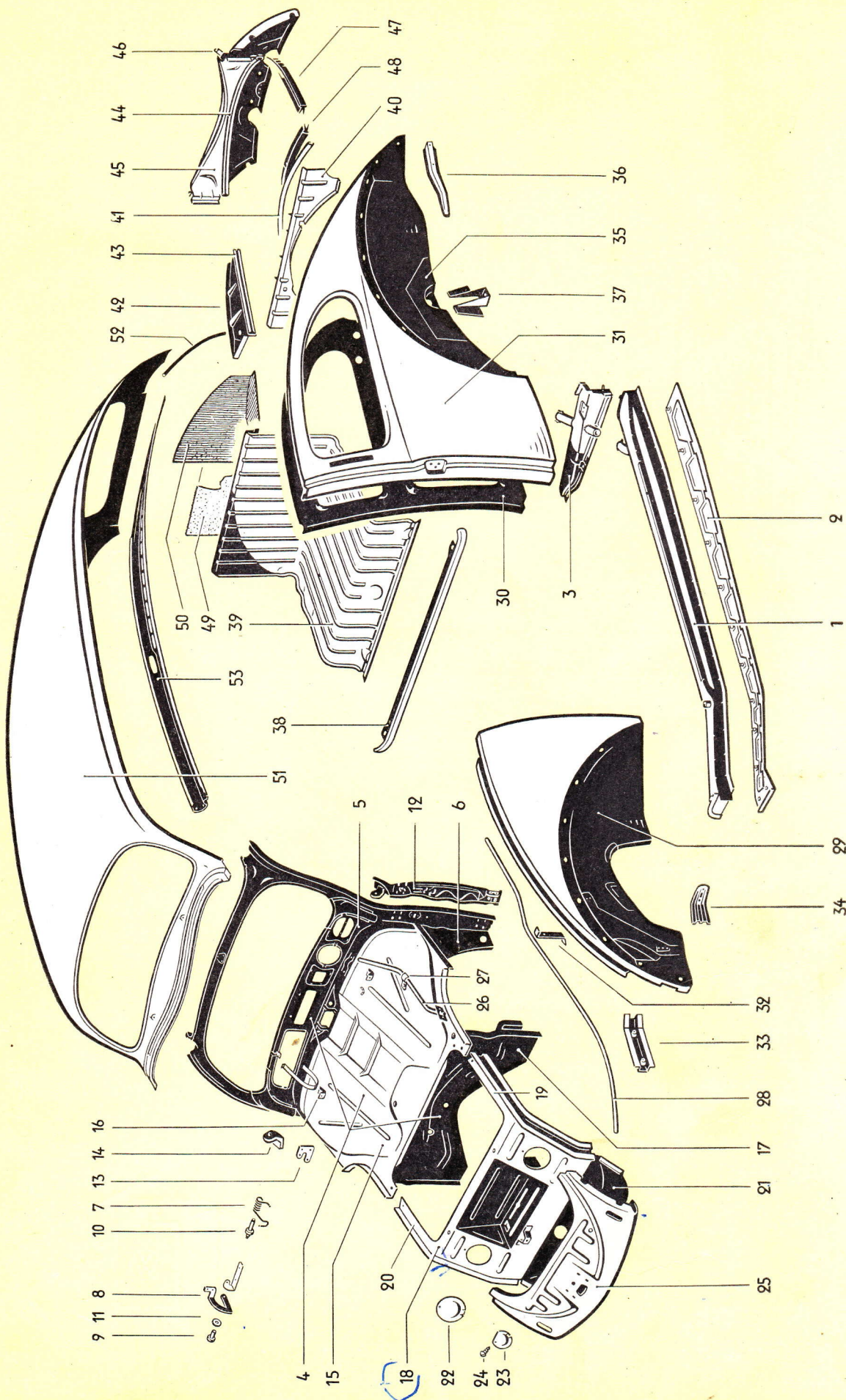


Illustration 26

Key No.	Part No.	Description	Quantity	Type and model
<b>SIDE AND CROSS MEMBER</b>				
-	151 801 023	Side member, left up to body No. 24 510 .....	1	151, 152
-	151 801 023 A	Side member, left ..... from body No. 24 511 up to 34 360	1	151, 152
-	151 801 024	Side member, right up to body No. 24 510 .....	1	151, 152
-	<del>151 801 024 A</del>	<i>Superseded by III 801 046 B/172/ 151 801 132 A</i> Side member, right ..... from body No. 24 511 up to 34 360		151, 152
-	<del>111 801 041 A</del>	<i>ORDER III 801 046 B/171</i> Side member, left ..... from chassis No. 1 - 929 746 up to 1 385 973		111-118
-	<del>111 801 042 A</del>	Side member, right ..... from chassis No. 1 - 929 746 up to 1-385 973	1	111-118
<i>ORDER</i>	1	111 801 045 B	1	Side member - Upper part, left, with warm air duct from chassis No. <del>1 - 385 974</del>
-	111 801 046 B	Side member - Upper part, right, with warm air duct from chassis No. <del>1 - 385 974</del>	1	
1	151 801 131 A	Reinforcement - Side member, left .....	1	151, 152
-	151 801 132 A	Reinforcement - Side member, right .....	1	151, 152
2	111 801 171	Cover plate - Side member, left .....	1	
-	111 801 172	Cover plate - Side member, right .....	1	
2	151 801 197 A	Strip - Carpet retaining .....	2	151, 152
-	<del>111 801 201</del>	Cross member, rear, left ..... up to chassis No. 1 - 929 745	1	111-118
<i>3</i>	111 801 201 B	Cross member, rear, left ..... <del>from chassis No. 1 - 929 746</del>	1	111-118
<i>ORDER</i>	111 801 202	Cross member, rear, right ..... up to chassis No. 1 - 929 745	1	111-118
-	111 801 202 B	Cross member, rear, right ..... <del>from chassis No. 1 - 929 746</del>	1	111-118
<b>FRONT PORTION</b>				
-	113 805 021 A	Scuttle with instrument panel (Cowl ventilator) ..... up to chassis No. 1 - 397 022	1	113, 117
-	113 805 021 C	Scuttle with instrument panel ..... from chassis No. 1 - 397 023 up to 1 - 929 745	1	111, 113, 115, 117




Illustration 26a



Key No.	Part No.	Description	Quantity	Type and model
-	113 805 021 D	Scuttle with instrument panel ..... from chassis No. 1 - 929 746 up to 1 600 439	1	111, 113, 115, 117
4	<del>113 805 021 E</del> <i>113 805 051 D</i>	Scuttle with instrument panel ..... from chassis No. 1 600 440	1	111, 113, 115, 117
-	114 805 021	Scuttle with instrument panel (RHD) ..... (Cowl ventilator) up to chassis No. 1 - 397 022	1	112, 114, 116, 118
-	<del>114 805 021 B</del> <i>114 805 021 C</i>	Scuttle with instrument panel (RHD) ..... from chassis No. 1 - 397 023 up to <del>1 - 929 745</del> <i>See w/s Bulletin (A/102) 1 600 439</i>	1	112, 114, 116, 118
-	114 805 021 C	Scuttle with instrument panel (RHD) ..... from chassis No. 1 - 929 746 up to 1 600 439	1	112, 114, 116, 118
<i>order</i>	<del>114 805 021 D</del> <i>114 805 051 C</i> <i>113 805 051 D</i>	Scuttle with instrument panel (RHD) ..... from chassis No. 1 600 440 <i>Inst. Panel with Hinge Pillar Reinforcement and D-ROSTER VENT</i>	1	112, 114, 116, 118
-	151 805 025	Scuttle with instrument panel (Cowl ventilator) .... up to body No. 10 968	1	151
<i>order</i>	<del>151 805 025 A</del>	Scuttle with instrument panel . <i>NOT AVAILABLE.</i> from body No. 10 969 up to 24 510	1	151
	151 805 025 B	Scuttle with instrument panel ..... from body No. 24 511 up to 39 038	1	151
3	<del>151 805 025 C</del> <i>113 805 051 D</i> <i>111 805 405 C / 151 / 151 805 111 A</i>	Scuttle with instrument panel ..... from body No. 39 039	1	151
-	152 805 025 B	Scuttle with instrument panel (RHD) ..... from body No. 24 511 up to 39 038	1	152
-	152 805 025 C	Scuttle with instrument panel (RHD) ..... from body No. 39 039	1	152
-	<del>113 805 105</del>	Instrument panel up to chassis No. 1 - 397 022 .... <i>NOT AVAILABLE</i>	1	
-	113 805 105 A	Instrument panel ..... from chassis No. 1 - 397 023 up to 1 - 929 745	1	111, 113, 115, 117, 151
-	113 805 105 B	Instrument panel ..... from chassis No. 1 - 929 746 up to 1 600 439	1	111, 113, 115, 117, 151
5	113 805 105 C	Instrument panel from chassis No. 1 600 440 .....	1	111, 113, 115, 117, 151
-	<del>114 805 105 A</del>	Instrument panel (RHD) . <i>ORDER 114 805 105 B</i> from chassis No. 1 - 397 023 up fo 1 - 929 745	1	112, 114, 116, 118, 152
-	114 805 105 B	Instrument panel (RHD) ..... from chassis No. 1 - <del>929 746</del> up to 1 600 439 <i>1 397 023</i>	1	112, 114, 116, 118, 152
-	114 805 105 C	Instrument panel (RHD) from chassis No. 1 600 440	1	112, 114, 116, 118, 152
-	<del>151 805 105</del> <i>113 805 105</i>	Instrument panel up to body No. 10 968 .....	1	151

Key No.	Part No.	Description	Quantity	Type and model
-	151 805 111	Frame - Windshield up to body No. 39 038 . . . . .	1	151, 152
4	151 805 111 A	Frame - Windshield from body No. 39 039 . . . . .	1	151, 152
6	111 805 115	Bracket - Instrument panel (left) . . . . .	1	
-	111 805 116	Bracket - Instrument panel (right) . . . . .	1	
-	151 805 117	Frame - Windshield (outer) up to body No. 39 038	1	151, 152
-	151 805 119	Frame - Windshield (inner) up to body No. 39 038	1	151, 152
-	<del>111 805 121</del>	Mounting plate, center - Instrument panel . . . . . up to chassis No. 1 - 397 022 <i>NOT AVAILABLE</i>	1	
-	<del>111 805 123</del>	Mounting plate, side - Instrument panel . . . . . up to chassis No. 1 - 397 022 <i>NOT AVAILABLE</i>	2	
-	<del>151 805 127 A</del>	<i>NOT AVAILABLE</i> Reinforcement tube, left (Cowl ventilator) . . . . .	1	151, 152
-	151 805 127 B	Reinforcement tube, left up to body No. 39 038 . .	1	151, 152
5	151 805 127 C	Reinforcement - Cowl, upper, left . . . . .	1	151, 152
-	<del>151 805 128 A</del>	<i>NOT AVAILABLE</i> Reinforcement tube, right (Cowl ventilator) . . . . .	1	151, 152
-	151 805 128 B	Reinforcement tube, right up to body No. 39 038	1	151, 152
-	151 805 128 C	Reinforcement - Cowl, upper, right . . . . .	1	151, 152
-	113 805 141	Clamping strip - Instrument panel bracket, left . . . .	1	113, 114, 117, 118
-	113 805 142	Clamping strip - Instrument panel bracket, right . . .	1	113, 114, 117, 118
-	<del>151 805 153 A</del>	Reinforcement - Cowl, left . . . . . from body No. 3811 up to 10 968	1	151, 152
<i>order 6</i>	151 805 153 B	Reinforcement - Cowl, left . . . . .	1	151, 152
-	<del>151 805 154 A</del>	Reinforcement - Cowl, right . . . . . from body No. 3811 up to 10 968	1	151, 152
<i>order 2</i>	151 805 154 B	Reinforcement - Cowl, right . . . . .	1	151, 152
-	111 805 161	Hinge carrier - Glove compartment cover . . . . . up to chassis No. 1 600 439	1	
7	111 805 163	Spring - Glove compartment cover . . . . . from chassis No. 1 600 440	1	111, 113, 115, 117, 151

Key No.	Part No.	Description	Quantity	Type and model
-	112 805 163	Spring - Glove compartment cover (RHD) ..... from chassis No. 1 600 440	1	112, 114, 116, 118, 152
-	111 805 165	Hinge (hook-shaped), left - Glove compartment cover up to chassis No. 1 600 439	1	
-	111 805 165 A	Hinge (hook-shaped), left - Glove compartment cover from chassis No. 1 600 440	1	
-	111 805 166	Hinge (hook-shaped), right - Glove compartment cover up to chassis No. 1 600 439	1	
8	111 805 166 A	Hinge (hook-shaped), right - Glove compartment cover from chassis No. 1 600 440	1	
-	111 805 169	Clinch bolt, for hinge ..... up to chassis No. 1 600 439	2	
9	111 805 169 A	Clinch bolt, left for hinge ..... from chassis No. 1 600 440	1	
10	111 805 170	Clinch bolt, right for hinge ..... from chassis No. 1 600 440	1	
11	N 12 226 2	Spring washer B 6 DIN 137 galvanized .....	2	
-	151 805 205 A	Catch for lock 151 857 127 ..... up to body No. 39 038	1	151, 152
-	151 805 205 A	Catch for lock 151 857 127 ..... from body No. 39 039	1	151, 152
12	111 805 351 C	Hinge pillar reinforcement, left ..... Delete: chassis No. 1 600 440	1	
	111 805 352 C	insert: .....	1	
	111 805 352 D	Hinge pillar reinforcement, right ..... (change in production) 140	1	
-	111 805 373	Threaded plate - Door hinge ..... left upper and right lower	2	
13	111 805 374	Threaded plate - Door hinge ..... right upper and left lower	2	
14	111 805 381	Bracket - Front lid hinge .....	2	
-	111 805 387	Bracket - Fuel tank (left) ..... up to chassis No. 1 - 116 020	1	111, 112, 113, 114, 151, 152
-	111 805 388	Bracket - Fuel tank (right) ..... Delete: chassis No. 1 - 116 020	1	111, 112, 113, 114, 151, 152
	111 805 405	superseded by 111 805 405 B up to chassis 1-600 439	1	
-	111 805 405 B	Luggage compartment, front ..... from chassis No. 1 - 397 023 up to 1 600 439	1	
15	111 805 405 C bracket 111 805 451 A	Luggage compartment, front ..... from chassis No. 1 600 440	1	
16	113 805 411	Bracket - Fiber board in front of instrument panel	2	113, 114, 117, 118, 151, 152

Key No.	Part No.	Description	Quantity	Type and model
17	111 805 451	Cross panel, front .....	1	111, 113, 115, 117, 151
-	112 805 451 A	Cross panel, front (RHD) .....	1	112, 114, 116, 118, 152
18	<del>111 805 505</del>	Reinforcement plate - Front portion .....	1	
		<i>Order 111 805 505 B see W/B AB + 111 805 505 C</i>		
19	111 805 571	Lateral support - Fuel tank (left) .....	1	
20	111 805 572	Lateral support - Fuel tank (right) .....	1	
21	<del>111 805 581</del>	Lower reinforcement plate, front .....	1	
	<i>111 805 583</i>	<i>see w/shop bulletin AB.</i>		
22	111 805 585	Cover - Reinforcement plate .....	2	
23	111 805 589	Cover, center, lower - Reinforcement plate .....	1	
24	N 13 910 3	Metal screw, button head, S 3.5×6.5 DIN 7974 .. galvanized	3	
25	111 805 591 A	Apron .....	1	
-	111 813 311	Weatherstrip channel (length 840 mm.) - Apron ...	1	
-	<del>111 805 599</del>	Spare wheel carrier <i>NOT SUPPLIED</i> .....	1	
		(for use with bumper guards)		
-	N 12 225 1	Spring washer B 5 DIN 137 galvanized .....	3	
-	N 11 388 2	Metal screw, cheese head, Z 4.8×9.5 DIN 7971 ...	3	
-	111 805 605	Conduit - Speedometer cable .....	1	111, 113, 115, 117, 151
		up to chassis No. 1 - 397 022		
-	111 805 605 A	Conduit - Speedometer cable .....	1	111, 113, 115, 117, 151
		from chassis No. 1 - 397 023 up to 1 600 439		
26	111 805 605 B	Conduit - Speedometer cable .....	1	111, 113, 115, 117, 151
		from chassis No. 1 600 440		
-	112 805 605 A	Conduit - Speedometer cable (RHD) .....	1	112, 114, 116, 118, 152
		from chassis No. 1 - 397 023 up to 1 600 439		
-	112 805 605 B	Conduit - Speedometer cable (RHD) .....	1	112, 114, 116, 118, 152
		from chassis No. 1 600 440		
-	N 10 210 1	Bolt, hex. head, M 6×10 DIN 933 galvanized ....	3	
-	N 12 226 2	Spring washer B 6 DIN 137 galvanized .....	3	
27	111 805 623 A	Retainer - Speedometer cable conduit .....	1	111, 113, 115, 117, 151

113 809 051 E	Quarter panel with roof side member, left	1	113, 114, 117, 118
<i>Crbs. 113 809 051 B</i>	from chassis No. 1 600 440		
111 809 052 C	Quarter panel with roof side member, right	1	111, 112, 115, 116
	from chassis No. 1 600 440		
113 809 052 E	Quarter panel with roof side member, right	1	113, 114, 117, 118
	from chassis No. 1 600 440		
113 809 052 F	Quarter panel with roof side member, right	1	113, 114, 117, 118,
	(flashing type indicator)		M 21, M 22
	from chassis No. 1 600 440		

*Change in Production  
See other Side 8.14*

-	111 805 641	Housing - Lock cable	1	
		from chassis No. 1 - 102 948 up to 1 - 929 745		
28	111 805 641 A	Housing - Lock cable	1	
		from chassis No. 1 - 929 746		

**SIDE PANEL**

-	113 809 017	Side panel, front, left (Cowl ventilator)	1	113, 114, 117, 118, 151, 152
-	113 809 018	Side panel, front, right (Cowl ventilator)	1	113, 114, 117, 118, 151, 152
29	111 809 021	Side panel, front, left	1	
-	111 809 022	Side panel, front, right	1	
-	111 809 051	Quarter panel with roof side member, left	1	111, 112, 115, 116
		up to chassis No. 1 - 929 745		
-	111 809 051 A	Quarter panel with roof side member, left	1	111, 112, 115, 116
		from chassis No. 1 - 929 746 up to 1 600 439		
-	111 809 051 B	Quarter panel with roof side member, left	1	111, 112, 115, 116
		from chassis No. 1 600 440		
<i>Crbs.</i>	<i>111 809 051 C</i>	<i>CHANGE IN PRODUCTION</i>		
-	113 809 051	Quarter panel with roof side member, left	1	113, 114, 117, 118
		up to chassis No. 1 - 929 745		
-	113 809 051 A	Quarter panel with roof side member, left	1	113, 114, 117, 118
		from chassis No. 1 - 929 746 up to 1 600 439		
-	113 809 051 B	Quarter panel with roof side member, left (blinker)	1	113, 114, 117, 118
		from chassis No. 1 - 929 746 up to 1 600 439		
-	113 809 051 C	Quarter panel with roof side member, left	1	113, 114, 117, 118
		from chassis No. 1 600 440		
		<i>113 809 051 E</i>		
-	113 809 051 D	Quarter panel with roof side member, left (blinker)	1	113, 114, 117, 118
		from chassis No. 1 600 440		
<i>Crbs.</i>	<i>113 809 051 F</i>	<i>FLASHING INDICATOR</i>		
		<i>CHANGE IN PRODUCTION</i>		
-	151 809 051 A	Quarter panel, left up to body No. 24 510	1	151, 152
-	151 809 051 B	Quarter panel, left (blinker)	1	151, 152
		up to body No. 24 510		
-	151 809 051 C	Quarter panel, left (blinker)	1	151, 152
		from body No. 24 511		
7	151 809 051 D	Quarter panel, left from body No. 24 511	1	151, 152
		<i>SUPERSEDED BY 151 809 051 E.</i>		
-	111 809 052	Quarter panel with roof side member, right	1	111, 112, 115, 116
		up to chassis No. 1 - 929 745		
-	111 809 052 A	Quarter panel with roof side member, right	1	111, 112, 115, 116
		from chassis No. 1 - 929 746 up to 1 600 439		

Delete:

		insert:	Quantity	Type and model
	<del>113 809 061 A</del>			
	<del>113 809 062 A</del>			
	<del>113 809 061 B</del>			
	<del>113 809 062 B</del>			
		Quarter panel inner, left		
		Quarter panel inner, right		
		(modified stop for backrest)		
-	111 809 052 B	Quanc. panel with roof side member, right ..... from chassis No. 1 600 440 <i>111 809 052 C</i>	1	111, 112, 115, 116
-	113 809 052	Quarter panel with roof side member, right ..... up to chassis No. 1 - 929 745	1	113, 114, 117, 118
-	113 809 052 A	Quarter panel with roof side member, right ..... from chassis No. 1 - 929 746 up to 1 600 439	1	113, 114, 117, 118
-	113 809 052 B	Quarter panel with roof side member, right (blinker) from chassis No. 1 - 929 746 up to 1 600 439	1	113, 114, 117, 118
-	<del>113 809 052 C</del>	Quarter panel with roof side member, right ..... from chassis No. 1 600 440 <i>113 809 052 E</i>	1	113, 114, 117, 118
-	<del>113 809 052 D</del>	Quarter panel with roof side member, right ..... (blinker) from chassis No. 1 600 440 <i>113 809 052 F</i>	1	113, 114, 117, 118
-	151 809 052 A	Quarter panel, right up to body No. 24 510 .....	1	151, 152
-	151 809 052 B	Quarter panel, right (blinker) ..... up to body No. 24 510	1	151, 152
-	<del>151 809 052 C</del>	Quarter panel, right (blinker) ..... from body No. 24 511 <i>151 809 052 C</i>	1	151, 152
-	<del>151 809 052 D</del>	Quarter panel, right from body No. 24 511 .....	1	151, 152
-	<del>151 809 052 E</del>	<i>Q. panel, right from body No. 24 511</i>		
-	113 809 061	Quarter panel, inner, left ..... up to chassis No. 1 - 929 745	1	111 - 118
30	113 809 061 A	Quarter panel, inner, left <i>Q. panel, inner, left</i> from chassis No. 1 - 929 746	1	111 - 118
-	113 809 062	Quarter panel, inner, right ..... up to chassis No. 1 - 929 745	1	111 - 118
-	<del>113 809 062 A</del>	Quarter panel, inner, right <i>Q. panel, inner, right</i> from chassis No. 1 - 929 746	1	111 - 118
-	151 809 081	Quarter panel, outer, left from body No. 24 511 ..	1	151, 152
-	151 809 081 A	Quarter panel, outer, left (blinker) ..... from body No. 24 511	1	151, 152
-	151 809 082	Quarter panel, outer, right from body No. 24 511	1	151, 152
-	151 809 082 A	Quarter panel, outer, right (blinker) ..... from body No. 24 511	1	151, 152
-	111 809 085	Quarter panel, outer, left ..... up to chassis No. 1 - 929 745	1	111 - 118
31	111 809 085 A	Quarter panel, outer, left ..... from chassis No. 1 - 929 746	1	111 - 118
-	111 809 085 B	Quarter panel, outer, left (blinker) ..... up to chassis No. 1 - 929 745	1	111 - 118
	151 809 061 A	Quarter panel inner left from chassis No. 1 - 929 746	1	151, 152
	151 809 062 A	Quarter panel inner right from chassis No. 1 - 929 746	1	151, 152

Key No.	Part No.	Description	Quantity	Type and model
-	111 809 085 C	Quarter panel, outer, left (blinker) ..... from chassis No. 1 - 929 746	1	111 - 118
-	111 809 086	Quarter panel, outer, right ..... up to chassis No. 1 - 929 745	1	111 - 118
-	111 809 086 A	Quarter panel, outer, right ..... from chassis No. 1 - 929 746	1	111 - 118
-	111 809 086 B	Quarter panel, outer, right (blinker) ..... up to chassis No. 1 - 929 745	1	111 - 118
-	111 809 086 C	Quarter panel, outer, right (blinker) ..... from chassis No. 1 - 929 746	1	111 - 118
-	151 809 089	Quarter panel reinforcement, upper, left .....	1	151, 152
8	151 809 090	Quarter panel reinforcement, upper, right .....	1	151, 152
-	151 809 092	Corner reinforcement, rear, right .....	1	151, 152
-	<del>151 809 094</del>	Gusset plate, right up to body No. 15 996 ..... <i>NO LONGER AVAILABLE</i>	1	151, 152
-	151 809 095	Case - Direction indicator up to body No. 12 500 .	2	151, 152
-	151 809 097	Rubber strip - ..... Direction indicator case 151 809 095	2	151, 152
-	111 809 107	End - Side panel, front, left .....	x	
-	111 809 108	End - Side panel, front, right .....	x	
32	111 809 121	Retainer - Front bonnet hinge stay .....	1	
33	111 809 131	Retainer - Front bumper bracket .....	2	
34	113 809 141	Bracket - Horn (left) .....	1	
-	111 809 142	Bracket - Horn (right) .....	1	
-	111 809 371	Bracket - Jack from chassis No. 1 - 929 746 .....	1	
-	111 809 407	End - Quarter panel, left .....	x	
-	111 809 408	End - Quarter panel, right .....	x	
-	113 809 443 A	Clamping strip (length 450 mm.) - ..... Quarter panel, inner	x	113, 114, 117, 118
-	111 813 311	Weatherstrip channel (length 280 mm.) - ..... Quarter panel	2	

Key No.	Part No.	Description	Quantity	Type and model
-	113 809 537	Cover - Cowl ventilator, left .....	1	113, 114, 117, 118, 151, 152
-	113 809 538	Cover - Cowl ventilator, right .....	1	113, 114, 117, 118, 151, 152
-	<b>113 809 539</b>	<b>Cowl ventilator (left)</b> .....	1	113, 114, 117, 118, 151, 152
		up to chassis No. 1 - 397 022		
-	113 809 540	Cowl ventilator (right) .....	1	113, 114, 117, 118, 151, 152
		up to chassis No. 1 - 397 022		
-	113 809 549	Spring - Cowl ventilator .....	2	113, 114, 117, 118, 151, 152
-	113 809 551	Seal - Cowl ventilator .....	2	113, 114, 117, 118, 151, 152
-	113 809 553	Grille - Cowl ventilator .....	2	113, 114, 117, 118, 151, 152
-	N 10 701 1	Screw, cheese head, AM 4x5 DIN 84 galvanized ..	2	113, 114, 117, 118, 151, 152
-	N 11 555 1	Washer 4.3 DIN 433 .....	2	113, 114, 117, 118, 151, 152
-	<del>113 809 577</del>	Covering - Cowl ventilator handle <i>NOT AVAILABLE</i> .....	2	113, 114, 117, 118, 151, 152
35	111 809 615	Reinforcement - Side panel, rear, left .....	1	
-	111 809 616	Reinforcement - Side panel, rear right .....	1	
36	111 809 635	Retainer - Rear bumper bracket, left .....	1	
-	111 809 636	Retainer - Rear bumper bracket, right .....	1	
37	111 809 691	Support - Quarter panel, left .....	1	
	<i>111 809 691 A</i>	<i>Support Quarter panel left</i>		
-	111 809 692	Support - Quarter panel, right .....	1	
<b>REAR PORTION</b>				
38	<del>111 813 103</del>	Support - Rear seat .....	1	111 - 118
	<i>111 813 103 A</i>	from chassis No. 1 - 929 746		
-	111 813 111	<b>Floorboard - Luggage compartment (rear)</b> .....	1	
		up to chassis No. 1 - 929 745		
39	111 813 111 A	Floorboard - Luggage compartment (rear) .....	1	
		from chassis No. 1 - 929 746		
-	<del>111 813 129</del>	Inspection cover - Luggage compartment .....	1	
		up to chassis No. 1 - 397 022 <i>NOT AVAILABLE</i>		



Key No.	Part No.	Description	Quantity	Type and model
-	N 10 215 2	Bolt, hex. head, M 6×15 DIN 933 galvanized . . . .	4	
-	N 12 226 2	Spring washer B 6 DIN 137 galvanized . . . . .	4	
40	111 813 151	Cover plate – Engine (front) . . . . .	1	
41	111 813 159	Weatherstrip channel – . . . . . Engine cover plate, front	1	
-	111 813 161	Cover plate – Engine (left) . . . . .	1	
42	111 813 162	Cover plate – Engine (right) . . . . .	1	
43	111 813 169	Weatherstrip channel (length 330 mm.) – . . . . . Engine cover plate, left and right	2	
44	111 813 187	Weatherstrip channel – Tail plate . . . . .	1	
45	111 813 301 B	Tail plate <i>ORDERED 111 813 301 D</i> . . . . .	1	
-	N 20 002 1	Plug (rubber) . . . . .	2	
46	111 813 311	Weatherstrip channel (length 1150 mm.) – Tail plate	1	
47	111 813 705 A <i>111 813 707</i>	Weatherstrip – Engine cover plate, rear . . . . . <i>Required for type 2 only Van</i>	1	
48	*111 813 741 <i>ORDERED 111 813 741 A</i>	Weatherstrip (length 820 mm.) – . . . . . Engine cover plate, front <i>See N/S Bulletin A/63</i>	1	
49	113 813 805 A <i>HE</i>	Sound absorber – Engine compartment (partition) .	1	
50	111 813 815 <i>ORDERED 111 813 815 B</i>	Sound absorber left – Engine compartment . . . . . <i>SOUND ABSORBER L H ENG COMP</i>	1	
50	111 813 816 <i>ORDERED 111 813 816 B</i>	Sound absorber right – Engine compartment . . . . . " " " " " "	1	
-	111 813 825	Packing – . . . . . Sound absorber, engine compartment side	2	
9	151 813 911	Bow, rear . . . . .	1	151, 152
-	151 813 921	Upper rear apron up to body No. 39 038 . . . . .	1	151, 152
10	151 813 921 A	Upper rear apron from body No. 39 039 . . . . .	1	151, 152
11	151 813 925	Reinforcement plate – Rear bow . . . . .	1	151, 152

Illustration 26 + 26a *111 813 707 ENGINE COVER PLATE REAR*  
*See N/S Bulletin A/63*

Key No.	Part No.	Description	Quantity	Type and model
<b>ROOF</b>				
-	111 817 021	Roof up to chassis No. 1 600 439 .....	1	111, 112, 113, 114
51	111 817 021 A	Roof from chassis No. 1 600 440 .....	1	111, 112, 113, 114
-	115 817 021 B	Roof (sliding roof) .....	1	115, 116, 117, 118
		up to chassis No. 1 600 439		
-	115 817 021 C	Roof (sliding roof) from chassis No. 1 600 440 ....	1	115, 116, 117, 118
12	151 817 181	Hinge corner plate .....	1	151, 152
-	151 817 185	Cover plate, left - Ventilating channel <del>NOT AVAILABLE</del>	1	151, 152
13	151 817 186	Cover plate, right - Ventilating channel <del>NOT AVAILABLE</del>	1	151, 152
52	111 817 197	Hose - Draining from chassis No. 1 600 440 .....	2	111-118
-	111 813 311	Weatherstrip channel (length 1060 mm.) - .....	3	
		Roof and front side panel		
-	115 817 271	Reinforcement, corner, front, left - Sliding roof ...	1	115, 116, 117, 118
		up to chassis No. 1 - 929 745		
-	115 817 271 A	Reinforcement, corner, front, left - Sliding roof ..	1	115, 116, 117, 118
		from chassis No. 1 - 929 746 up to 1 600 439		
-	115 817 271 B	Reinforcement, corner, front, left - Sliding roof ..	1	115, 116, 117, 118
		from chassis No. 1 600 440		
-	115 817 272	Reinforcement, corner, front, right - Sliding roof	1	115, 116, 117, 118
		up to chassis No. 1 - 929 745		
-	115 817 272 A	Reinforcement, corner, front, right - Sliding roof	1	115, 116, 117, 118
		from chassis No. 1 - 929 746 up to 1 600 439		
-	115 817 272 B	Reinforcement, corner, front, right - Sliding roof	1	115, 116, 117, 118
		from chassis No. 1 600 440		
-	113 817 405 A	Side member - Roof (left) .....	1	113, 114, 117, 118
		up to chassis No. 1 600 439		
53	113 817 405 B	Side member - Roof (left) .....	1	113, 114, 117, 118
		from chassis No. 1 600 440		
-	113 817 406	Side member - Roof (right) .....	1	113, 114, 117, 118
		up to chassis No. 1 600 439		
-	113 817 406 A	Side member - Roof (right) .....	1	113, 114, 117, 118
		from chassis No. 1 600 440		

Key No.	Part No.	Description	Quantity	Type and model
-	111 817 411 A	Side member – Roof (left) ..... up to chassis No. 1 600 439	1	111, 112, 115, 116
-	111 817 411 B	Side member – Roof (left) ..... from chassis No. 1 600 440	1	111, 112, 115, 116
-	111 817 412	Side member – Roof (right) ..... up to chassis No. 1 600 439	1	111, 112, 115, 116
-	111 817 412 A	Side member – Roof (right) ..... from chassis No. 1 600 440	1	111, 112, 115, 116
-	113 809 443 A	Clamping strip (length 450 mm.) – Rear roof side member	x	113, 114, 117, 118
-	113 817 431 A	Clamping strip front – Roof side member .....	2	113, 114, 117, 118
	<i>113 817 431 A</i>			
	113 817 431 A	Clamping strip front - Roof side member	2	113, 114, 117, 118

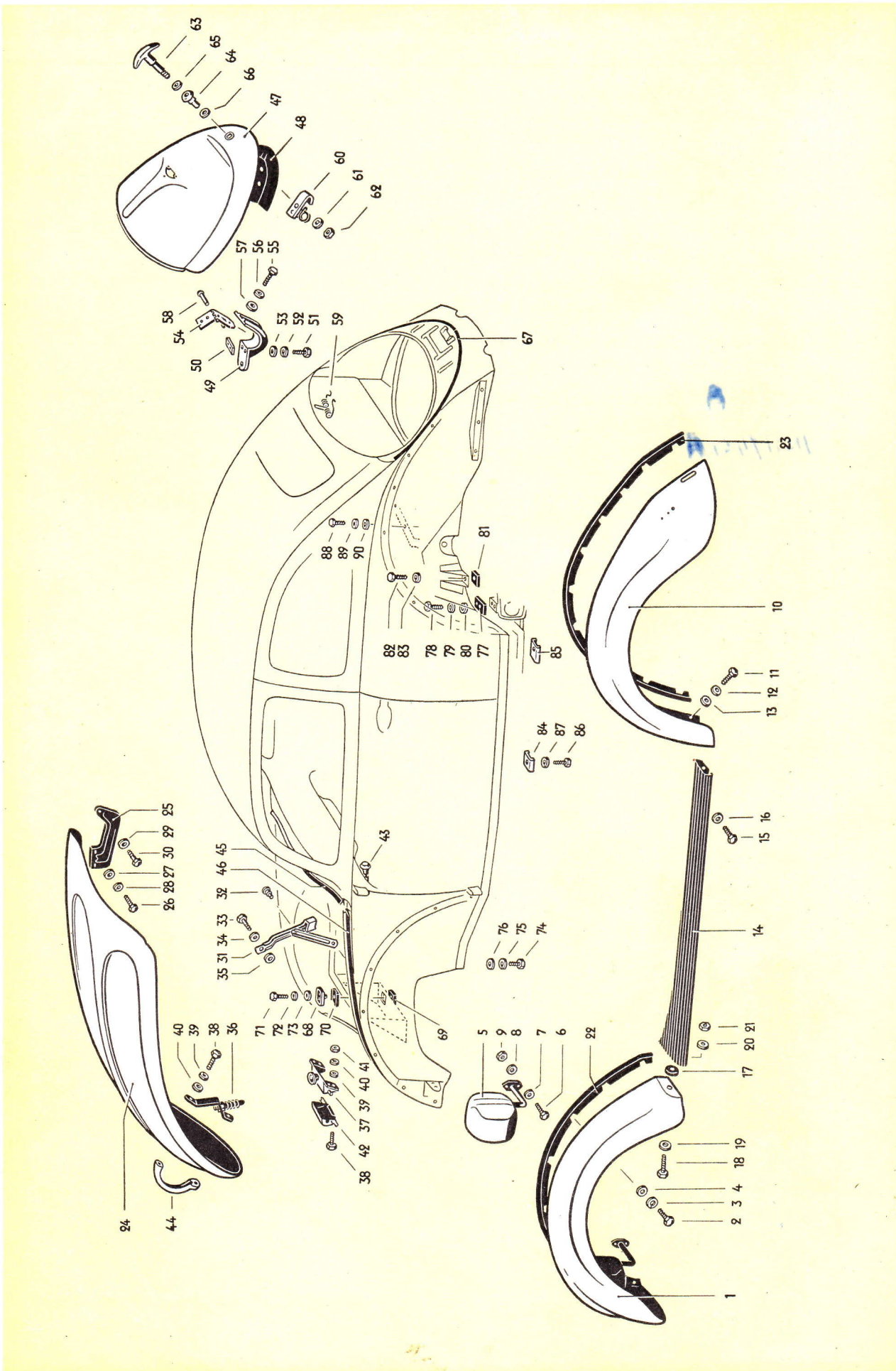


Illustration 27

Key No.	Description	Quantity	Type and model
111 821 021 E	Fender, front, left (blinker) up to chassis No. 1 600 439	1	
113 821 022 E	Fender, front, right (blinker) up to chassis No. 1 600 439	1	
<b>FENDER, RUNNING BOARD</b>			
1	<del>111 821 021 A</del> <b>111 821 021 A</b> Fender, front, left	1	
-	<del>113 821 022 C</del> <b>113 821 022 C</b> Fender, front, right	1	
-	111 821 021 B Fender, front, left (blinker) up to chassis No. 1 600 439	1	
-	111 821 021 C Fender, front, left (blinker) from chassis No. 1 600 440	1	
-	113 821 022 A Fender, front, right	1	
-	113 821 022 B Fender, front, right (blinker) up to chassis No. 1 600 439	1	
-	<del>113 821 022 G</del> <b>113 821 022 G</b> Fender, front, right (blinker) from chassis No. 1 600 440	1	
2	N 10 239 1 Bolt, hex. head, M 8x18 DIN 933	18	
3	N 12 008 2 Lock washer B 8 DIN 127 galvanized	18	
4	N 11 670 1 Washer 8.1	18	
5	111 821 121 Housing with retainer - Headlamp, left	1	
-	111 821 122 Housing with retainer - Headlamp, right	1	
-	N 20 002 1 Plug	4	
6	N 10 215 2 Bolt, hex. head, M 6x15 DIN 933 galvanized	4	
7	N 11 695 2 Washer 6.1 galvanized	4	
8	N 12 226 2 Spring washer B 6 DIN 137 galvanized	4	
9	N 11 006 2 Nut, hex., M 6 DIN 934 galvanized	4	
-	<b>111 821 305</b> Fender, rear, left up to chassis No. 1 - 397 022	1	
-	111 821 305 A Fender, rear, left from chassis No. 1 - 397 023 up to 1 - 929 745	1	
10	111 821 305 C Fender, rear, left from chassis No. 1 - 929 746	1	
-	111 821 305 D Fender, rear, left (bumper guards) from chassis No. 1 - 929 746	1	
-	111 821 306 Fender, rear, right up to chassis No. 1 - 397 022	1	

*MODIFICATION IN HEADLAMP HOUSING SEE W/S BULLETIN 1 A/47*

*111 821 021 A SUPERSEDED BY 111 821 021 D  
113 821 022 C SUPERSEDED BY 113 821 022 D*

*SEE W/S  
111 821 121/131  
SEE W/S BULLETIN 1  
A/46 AND A/47*

Key No.	Part No.	Description	Quantity	Type and model
-	111 821 306 A	Fender, rear, right ..... from chassis No. 1 - 397 023 up to 1 - 929 745	1	
-	111 821 306 C	Fender, rear, right ..... from chassis No. 1 - 929 746	1	
-	111 821 306 D	Fender, rear, right (bumper guards) ..... from chassis No. 1 - 929 746	1	
11	N 10 239 1	Bolt, hex. head, M 8×18 DIN 933 .....	18	
-	N 11 008 3	Nut, hex., M 8 DIN 934 galvanized .....	2	
12	N 12 008 2	Lock washer B 8 DIN 127 galvanized .....	20	
13	N 11 670 1	Washer 8.1 .....	20	
14	<b>111 821 507</b>	<b>Running board with mat, left .....</b>	1	
-	111 821 508	Running board with mat, right .....	1	
15	N 10 215 2	Bolt, hex. head, M 6×15 DIN 933 galvanized ....	8	
16	N 11 695 2	Washer 6.1 galvanized .....	8	
-	<b>111 821 531</b>	<b>Mat - Running board, left .....</b>	1	
-	111 821 532	Mat - Running board, right .....	1	
17	111 821 545	Rubber washer ..... between front fender and running board	4	
18	N 10 241 1	Bolt, hex. head, M 8×22 DIN 933 galvanized ....	4	
19	N 11 654 2	Washer 9.5 galvanized .....	4	
20	N 11 670 1	Washer 8.1 .....	4	
21	N 11 008 3	Nut, hex., M 8 DIN 934 galvanized .....	4	
22	<b>111 821 705</b>	<b>Beading - Front fender .....</b>	2	
23	111 821 715	Beading - Rear fender .....	2	

Key No.	Part No.	Description	Quantity	Type and model
<b>FRONT LID</b>				
-	111 823 031	Lid, front .....	1	111, 112, 115, 116
24	113 823 031	Lid, front .....	1	113, 114, 117, 118, 151, 152
25	111 823 301	Lid hinge .....	2	
26	N 10 238 1	Bolt, hex. head, M 8×15 DIN 933 .....	3	
27	N 11 670 1	Washer 8.1 .....	3	
28	N 12 008 2	Lock washer B 8 DIN 127 galvanized .....	3	
29	111 837 201	Spring washer .....	2	
30	111 823 345	Bolt, hex. head .....	2	
31	*111 823 315	Hinge stay – Front lid .....	1	
32	<del>111 823 344</del>	Pin – Front lid hinge stay <i>NOT AVAILABLE</i> .....	1	
33	111 823 345	Bolt, hex. head – Front lid hinge stay .....	2	
		from chassis No. 1 – 575 415		
-	*211 827 345	Bolt, hex. head – Front lid hinge stay .....	2	
		up to chassis No. 1 – 575 414		
34	N 11 670 1	Washer 8.1 .....	2	
35	111-711-677	Spring washer <i>ORDER 111 823 349</i> .....	2	
		<i>FRONT LID HINGE STAY SPRING WASHER</i>		
-	111 827 505	Lock – Front lid up to chassis No. 1 – 102 947 ....	1	111, 112
36	111 823 507	Lock carrier with pin .....	1	
		from chassis No. 1 – 102 948		
<i>ORDER</i>	<del>111 823 507H</del>			
37	111 823 509	Lock on apron from chassis No. 1 – 102 948 .....	1	
<i>ORDER</i>	<del>111 823 509R</del>			
38	N 10 212 2	Bolt, hex. head, M 6×12 DIN 933 galvanized .....	6	
39	N 11 652 1	Washer 7 galvanized .....	6	
40	N 12 006 2	Lock washer B 6 DIN 127 galvanized .....	6	
41	N 11 006 2	Nut, hex., M 6 DIN 934 galvanized .....	4	

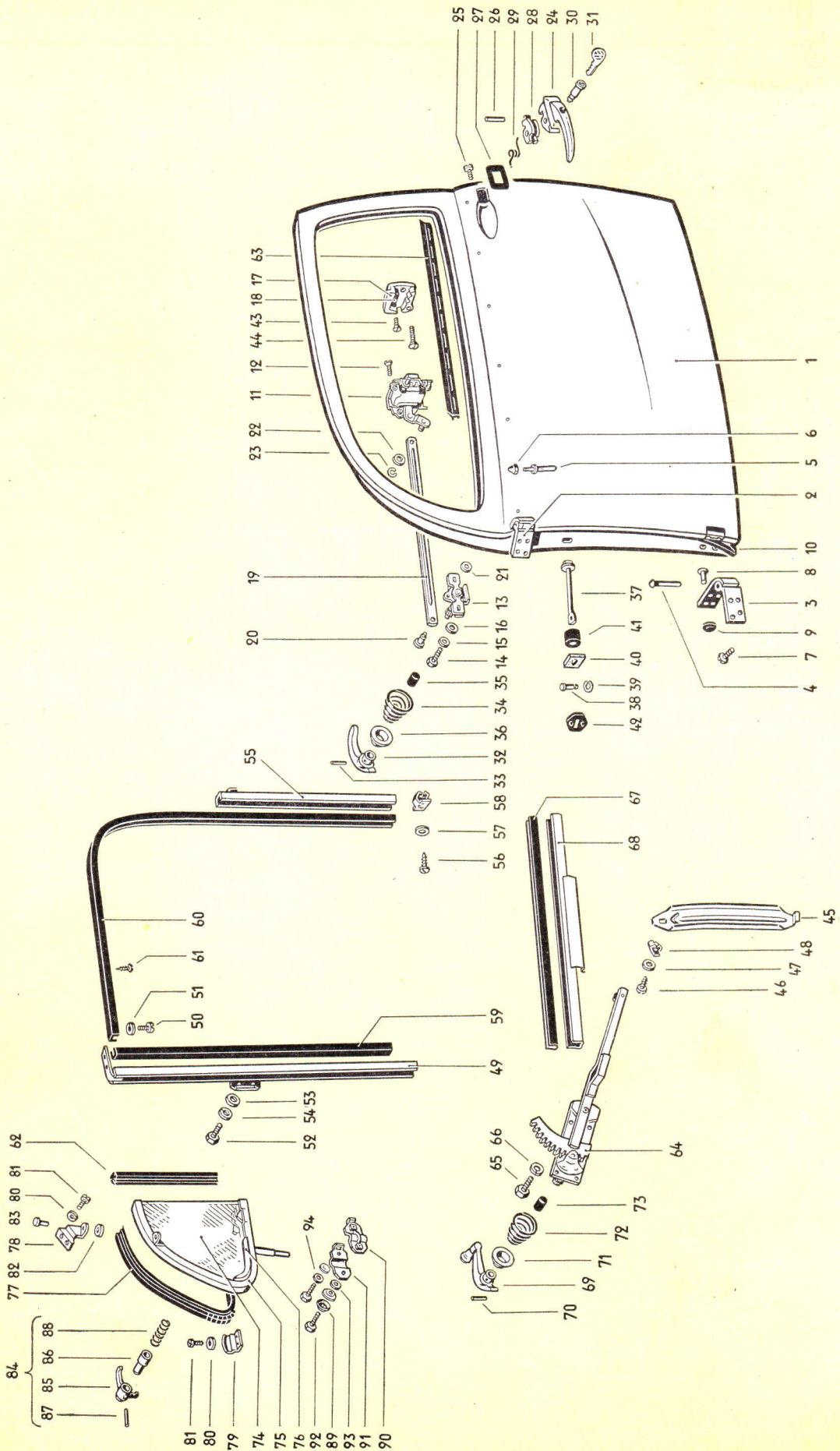
Key No.	Part No.	Description	Quantity	Type and model
42	111 823 521	Covering plate – Lid lock ..... from chassis No. 1 – 102 948	1	
-	151 823 525	Knob with lock – Front lid cable .....	1	151, 152
-	*111 837 219 A	Key (specify key number) .....	2	151, 152
43	113 823 531	Cable – Front lid lock ..... from chassis No. 1 – 102 948	1	
-	111 823 565	Handle – Front lid .....	1	111, 112, 115, 116
44	113 823 565	Handle – Front lid (chromium plated) .....	1	113, 114, 117, 118, 151, 152
-	113 823 571	Cylinder lock with key for handle 111 823 569 .....	1	
-	*111 837 219 A	Key – Lid handle (specify key number) .....	2	
-	*111 823 581	Gasket – Front lid handle 111 823 569 .....	1	
-	*111 823 583	Washer – Front lid handle 111 823 569 .....	1	
45	111 823 705	Weatherstrip upper (length 1070 mm.) – ..... Front lid	1	
46	111 823 711	Weatherstrip lower (length 1400 mm.) – ..... Front lid	2	
<b>REAR LID</b>				
-	111 827 025	Lid, rear up to chassis No. 1 – 397 022 .....	1	111 – 118
-	111 827 025 A	Lid, rear (for Switzerland only) ..... up to chassis No. 1 – 397 022	1	111 – 118
-	111 827 025 D	Lid, rear ..... from chassis No. 1 – 397 023 up to 1 600 439	1	111 – 118
47	111 827 025 E	Lid, rear from chassis No. 1 600 440 .....	1	111 – 118
-	151 827 025	Lid, rear up to body No. 10 968 .....	1	151, 152
-	151 827 025 B	Lid, rear ..... from body No. 10 969 up to 39 038	1	151, 152
-	151 827 025 C	Lid, rear from body No. 39 039 .....	1	151, 152
-	151 827 071	Water drain sheet – Lid 151 827 025 C .....	1	151, 152



Key No.	Part No.	Description	Quantity	Type and model
48	111 827 129	Lock carrier – Rear lid .....	1	
49	111 827 151	Hinge carrier .....	2	
50	111 827 171	Threaded plate – Hinge carrier .....	2	
51	N 10 212 2	Bolt, hex. head, M 6×12 DIN 933 galvanized ....	6	
52	N 12 006 2	Lock washer B 6 DIN 127 galvanized .....	6	
53	N 11 652 1	Washer 7 galvanized .....	6	
54	111 827 301	Lid hinge .....	2	
55	N 10 210 1	Bolt, hex. head, M 6×10 DIN 933 galvanized .....	4	
56	N 12 006 2	Lock washer B 6 DIN 127 galvanized .....	4	
57	N 11 652 1	Washer 7 galvanized .....	4	
58	111 827 311 B	Hinge pin .....	2	
-	111 827 331	Spring – Rear lid .....	1	
		up to chassis No. 1 – 869 850		
59	111 827 331 A	Spring – Rear lid .....	1	
		from chassis No. 1 – 869 851		
60	111 827 505	Lock – Rear lid .....	1	
61	N 12 110 1	Spring washer A 10.5 DIN 6798 galvanized .....	1	
62	N 11 157 1	Nut, hex., M 10×1 DIN 936 galvanized .....	1	
-	113 827 559	Handle with escutcheon – Rear lid <i>Not available</i> .....	1	113, 114, 117, 118, 151, 152
		(chromium plated) up to chassis No. 1 – 397 022		
-	111 827 561	Handle with escutcheon – Rear lid .....	1	111, 112, 115, 116
		(prime coated)		
63	113 827 561	Handle with escutcheon – Rear lid .....	1	113, 114, 117, 118, 151, 152
		(chromium plated) from chassis No. 1 – 397 023		
-	111 827 571	Handle with escutcheon – Rear lid (lockable) ....		111, 112, 115, 116
-	113 827 571	Handle with escutcheon – Rear lid .....	1	113, 114, 117, 118, 151, 152
		(lockable, chromium plated)		
-	113 827 573	Cylinder lock with key .....	1	
		for handles 111/113 827 571		

Key No.	Part No.	Description	Quantity	Type and model
-	*111 837 219 A	Key – Rear lid handle (specify key number) . . . . .	2	
-	111 827 575	Escutcheon – Rear lid handle . . . . .	1	111, 112, 115, 116
64	113 827 575	Escutcheon – Rear lid handle (chromium plated) . .	1	113, 114, 117, 118, 151, 152
65	*111 823 581	Gasket – Rear lid handle . . . . .	1	
66	*111 823 583	Washer – Rear lid handle . . . . .	1	
67	111 827 705	Weatherstrip (length 1730 mm.) – Rear lid . . . . .	1	
<b>BODY TO CHASSIS SECURING PARTS</b>				
-	111 899 109	Distance tube – Body to front axle mounting . . . . . up to chassis No. 1 – 397 022	2	
68	111 899 111	Mounting plate between body and front axle . . . . .	2	
-	111 899 113	Rubber pad between body and front axle . . . . . up to chassis No. 1 – 397 022	2	
69	111 899 115	Rubber pad lower between body and front axle . . from chassis No. 1 – 397 023	2	
70	111 899 123	Rubber pad upper between body and front axle . . from chassis No. 1 – 397 023	2	
71	N 10 440 1	Bolt, hex. head, M 10×40 DIN 931 . . . . .	2	
72	N 12 010 2	Lock washer B 10 DIN 127 galvanized . . . . .	2	
73	N 11 655 2	Washer 11.5 galvanized . . . . .	2	
74	N 10 450 1	Bolt, hex. head, M 10×50 DIN 931 – . . . . . Body and frame, front	4	
75	N 12 010 2	Lock washer B 10 DIN 127 galvanized . . . . .	4	
76	N 11 655 2	Washer 11.5 galvanized . . . . .	4	
77	111 899 117	Rubber pad between body and frame (rear) . . . . .	2	
78	N 10 254-1 N 10 254-2	Bolt, hex. head, M 10×25 DIN 933 . . . . .	4	
79	N 12 010 2	Lock washer B 10 DIN 127 galvanized . . . . .	4	

Key No.	Part No.	Description	Quantity	Type and model
80	N 11 655 2	Washer 11.5 galvanized .....	4	
81	111 899 119	Rubber buffer – Support .....	2	
82	N 10 254 1	Bolt, hex. head, M 10×25 DIN 933 .....	2	
83	N 12 010 2	Lock washer B 10 DIN 127 galvanized .....	2	
84	111 899 131	Reinforcement .....	16	
85	111 899 141	Reinforcement .....	2	
86	111 899 145	Bolt, hex. head .....	18	
87	N 12 228 2	Spring washer B 8 DIN 137 galvanized .....	18	
88	111 899 145	Bolt, hex. head .....	4	
89	N 12 228 2	Spring washer B 8 DIN 137 galvanized .....	4	
90	N 11 670 1	Washer 8.1 .....	4	



Key No.	Part No.	Description	Quantity	Type and model
<b>DOORS</b>				
-	111 831 051 A	Door, bare, left up to chassis No. 1 - 397 022 . . . . .	1	111 - 118
-	111 831 051 B	Door, bare, left . . . . . from chassis No. 1 - 397 023 up to 1 - 929 745	1	111 - 118
-	111 831 051 C	Door, bare, left from chassis No. 1 - 929 746 . . . . .	1	111, 112, 115, 116
1	113 831 051 C	Door, bare, left from chassis No. 1 - 929 746 . . . . .	1	113, 114, 117, 118
-	151 831 051	Door, bare, left up to body No. 10 968 . . . . .	1	151, 152
-	151 831 051 A	Door, bare, left from body No. 10 969 up to 24 510	1	151, 152
1	<del>151 831 051 B</del>	Door, bare, left from body No. 24 511 . . . . .	1	151, 152
	<del>151 831 051 C</del>			
-	111 831 052 A	Door, bare, right up to chassis No. 1 - 397 022 . . . . .	1	111 - 118
-	111 831 052 B	Door, bare, right . . . . . from chassis No. 1 - 397 023 up to 1 - 929 745	1	111 - 118
-	111 831 052 C	Door, bare, right . . . . . from chassis No. 1 - 929 746	1	111, 112, 115, 116
-	113 831 052 C	Door, bare, right from chassis No. 1 - 929 746 . . . . .	1	113, 114, 117, 118
-	151 831 052	Door, bare, right up to body No. 10 968 . . . . .	1	151, 152
-	151 831 052 A	Door, bare, right . . . . . from body No. 10 969 up to 24 510	1	151, 152
-	<del>151 831 052 B</del>	Door, bare, right from body No. 24 511 . . . . .	1	151, 152
	<del>151 831 052 C</del>			
-	111 831 401	Hinge upper left - Door . . . . . up to chassis No. 1 - 929 745	1	
2	111 831 401 A	Hinge upper left - Door . . . . . from chassis No. 1 - 929 746	1	
-	111 831 402	Hinge upper right - Door . . . . . up to chassis No. 1 - 929 745	1	
-	111 831 402 A	Hinge upper right - Door . . . . . from chassis No. 1 - 929 746	1	
-	111 831 411	Hinge lower left - Door . . . . . up to chassis No. 1 - 929 745	1	
3	111 831 411 A	Hinge lower left - Door . . . . . from chassis No. 1 - 929 746	1	
-	111 831 412	Hinge lower right - Door . . . . . up to chassis No. 1 - 929 745	1	

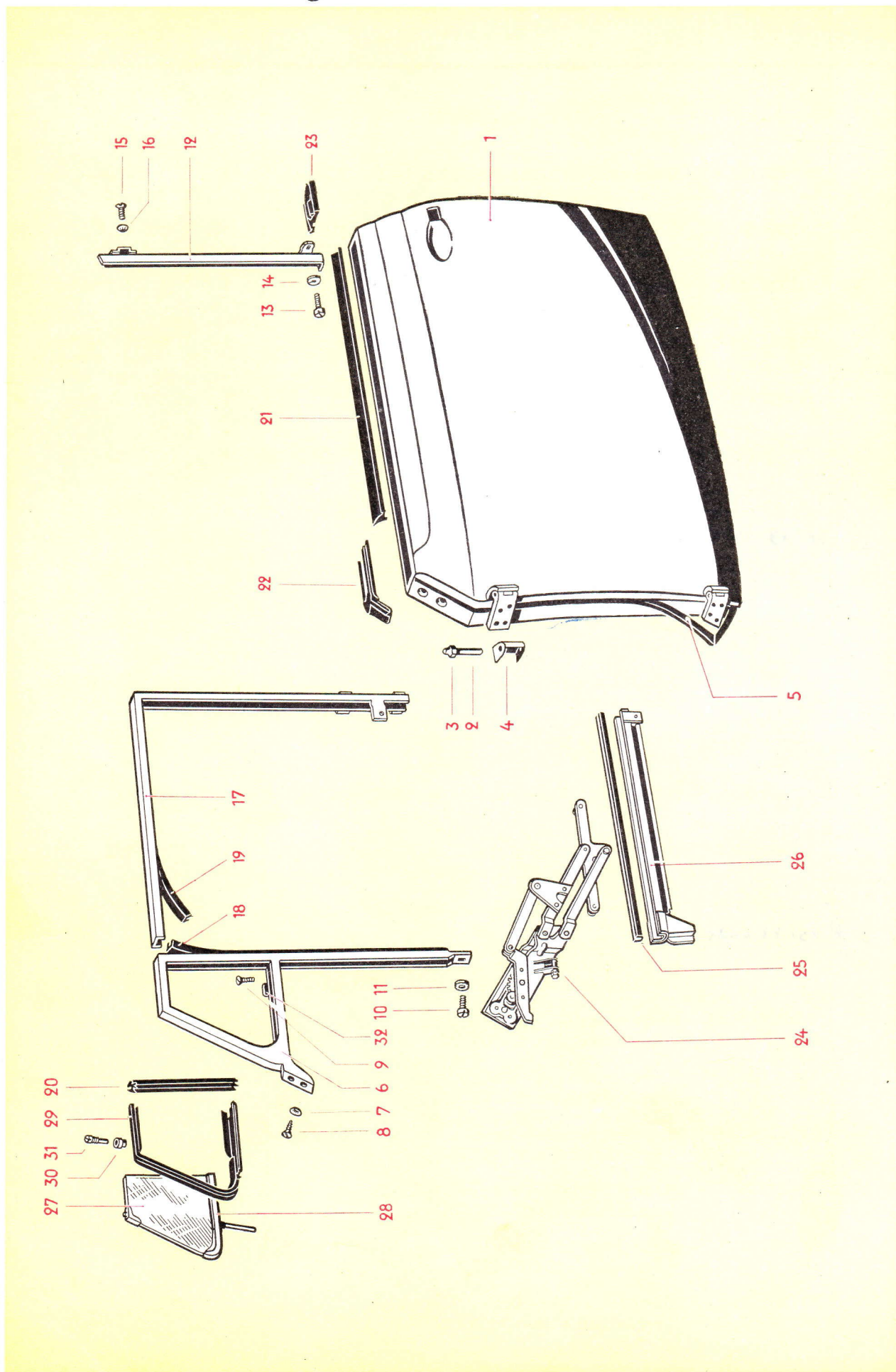


Illustration 28a

Key No.	Part No.	Description	Quantity	Type and model
-	111 831 412 A	Hinge lower right – Door . . . . . from chassis No. 1 – 929 746	1	
2	151 831 419	Bolt – Door hinge (with grease nipple) . . . . .	4	151, 152
-	111 831 421	Pin – Door hinge (oversize) . . . . .	x	111 – 118
4	111 831 421 A	Pin – Door hinge . . . . .	4	111-118
5	111 831 423	Hinge pin – Rear view mirror . . . . .	1	
3	151 831 425	Grease nipple – Door hinge bolt . . . . .	4	151, 152
4	151 831 427 A	Cap – Door hinge, left, upper . . . . .	1	151, 152
-	151 831 428 A	Cap – Door hinge, right, upper . . . . .	1	151, 152
-	151 831 431 A	Cap – Door hinge, left, lower . . . . .	1	151, 152
-	151 831 432 A	Cap – Door hinge, right, lower . . . . .	1	151, 152
6	113 831 433	Cap nut – Hinge pin . . . . .	1	111, 113, 115, 117, 151
7	N 14 288 1	Screw, countersunk raised head, AM 8×15 . . . . . DIN 7988 galvanized	16	
8	N 13 616 1	Rivet, countersunk head, 6×16 DIN 664 . . . . .	14	
9	N 20 004 1	Plug 16.5 – Door hinge pillar . . . . .	8	
-	111 831 711	Weatherstrip – Door hinge pillar (length 1740 mm.) up to chassis No. 1 – 929 745	2	111 – 118
10	141 831 712 A 111 831 721	<i>Weatherstrip 1500 mm long Pillar</i> Weatherstrip, left . . . . . from chassis No. 1 – 929 746	1	111 – 118
5	151 831 721	Weatherstrip, left . . . . . from body No. 24 511	1	151, 152
-	111 831 722	Weatherstrip, right . . . . . from chassis No. 1 – 929 746	1	111 – 118
-	151 831 722	Weatherstrip, right . . . . . from body No. 24 511	1	151, 152
-	111 831 725	Weatherstrip – Door lock pillar (length 1070 mm.) up to chassis No. 1 – 929 745	2	111 – 118
-	151 831 725	Weatherstrip – Door lock pillar (length 740 mm.) . . up to body No. 24 510	2	151, 152
-	111 831 731	Weatherstrip – Door (lower, length 930 mm.) . . . . . up to chassis No. 1 – 929 745	2	

Key No.	Part No.	Description	Quantity	Type and model
-	111 831 731	Weatherstrip – Door hinge pillar (length 705 mm.) up to body No. 24 510	2	151, 152
-	111 831 735	Weatherstrip – Door hinge pillar (length 1740 mm.) (Additional sealing strip) up to chassis No. 1 – 929 745	2	111 – 118
-	151 831 735	Weatherstrip – Door hinge pillar (length 730 mm.) (Additional sealing strip) up to body No. 24 510	2	151, 152
-	111 831 737	Weatherstrip – Door (lower, length 930 mm.) . . . . . (Additional sealing strip) up to chassis No. 1 – 929 745	2	
-	111 831 739	Metal strip – Weatherstrip retention, bottom . . . . . (Additional sealing strip) up to chassis No. 1 – 929 745	2	
-	N 11 460 1	Metal screw, countersunk head, S 3.5×13 DIN 7973 high-polish galvanized	14	
<b>DOOR AND WINDOW PARTS</b>				
-	111 837 015	<b>Door lock, left</b> up to chassis No. 1 – 929 745 . . . . .	1	
11	111 837 015 A	Door lock, left from chassis No. 1 – 929 746 . . . . .	1	
-	112 837 015	Door lock, left (RHD) . . . . . from chassis No. 1 – 929 746	1	112, 114, 116, 118, 152
-	111 837 016	Door lock, right up to chassis No. 1 – 929 745 . . . . .	1	
-	N 14 265 1	Screw, countersunk raised head, . . . . . AM 5×12 DIN 7988 galvanized – Door lock	8	
-	111 837 016 A	Door lock, right from chassis No. 1 – 929 746 . . . . .	1	
-	112 837 016	Door lock, right (RHD) . . . . . from chassis No. 1 – 929 746	1	112, 114, 116, 118, 152
12	N 14 269 1	Screw, countersunk raised head, AM 5×14 . . . . . DIN 7988 galvanized	6	
-	111 837 021	Remote control door lock less spring, left and right up to chassis No. 1 – 929 745	2	
-	N 10 704 2	Screw, cheese head, . . . . . AM 5×10 DIN 84 high-polish galvanized	4	
-	N 12 225 1	Spring washer B 5 DIN 137 galvanized . . . . .	4	
13	111 837 021 B	Remote control door lock, left . . . . . from chassis No. 1 – 929 746	1	
-	112 837 021	Remote control door lock, left (RHD) . . . . . from chassis No. 1 – 929 746 up to 1 600 439	1	112, 114, 116, 118, 152



Key No.	Part No.	Description	Quantity	Type and model
-	112 837 021 A <i>111837 022 A</i>	Remote control door lock, left (RHD) ..... from chassis No. 1 600 440	1	112, 114, 116, 118, 152
-	<i>9</i> 111 837 022 B	Remote control door lock, right ..... from chassis No. 1 - 929 746	1	
-	112 837 022	Remote control door lock, right (RHD) ..... from chassis No. 1 - 929 746 up to 1 600 439	1	112, 114, 116, 118, 152
-	112 837 022 A	Remote control door lock, right (RHD) ..... from chassis No. 1 600 440	1	112, 114, 116, 118, 152
14	N 10 212 2	Bolt, hex. head, M 6×12 DIN 933 galvanized ....	4	
15	N 11 695 2	Washer 6.1 galvanized .....	4	
16	N 12 226 2	Spring washer B 6 DIN 137 galvanized .....	4	
17	111 837 035 A	Striker, adjustable - Door lock, left ..... from chassis No. 1 - 929 746	1	
-	111 837 036 A	Striker, adjustable - Door lock, right ..... from chassis No. 1 - 929 746	1	
-	111 837 049	Leaf spring - Door lock (safety device) ..... up to chassis No. 1 - 929 745	2	
18	<del>114-837-175-A</del>	Adjustable wedge for door lock striker plate, ..... from chassis No. 1 - 929 746 <i>Not available</i>	2	
-	*111 837 193	Pull rod - Remote control ..... up to chassis No. 1 - 397 022	2	
-	*111 837 193 A	Pull rod - Remote control ..... from chassis No. 1 - 397 023 up to 1 - 929 745	2	
19	111 837 193 B	Pull rod - Remote control ..... from chassis No. 1 - 929 746	2	
-	*111 837 195	Rubber sleeve - Remote control pull rod, ..... up to chassis No. 1 - 929 745	2	
20	*111 837 199	Pin - Pull rod .....	2	
21	N 12 225 1	Lock washer B 5 DIN 137 galvanized .....	2	
22	111 837 201	Lock washer - Pull rod .....	2	
23	N 12 435 1	Lock washer 5 DIN 6799 .....	2	
-	111 837 205	<b>Door handle, outer, with cylinder lock</b> ..... up to chassis No. 1 - 929 745	1	111, 112, 115, 116
-	111 837 205 A	Door handle, outer, with cylinder lock ..... from chassis No. 1 - 929 746	1	111, 112, 115, 116
-	113 837 205	Door handle, outer, with cylinder lock, ..... chromium plated, up to chassis No. 1 - 929 745	1	113, 114, 117, 118, 151, 152

Key No.	Part No.	Description	Quantity	Type and model
24	113 837 205 A	Door handle, outer, with cylinder lock, chromium plated from chassis No. 1 – 929 746	1	113, 114, 117, 118, 151, 152
-	111 837 206	Door handle, outer ..... up to chassis No. 1 – 929 745	1	111, 112, 115, 116
-	111 837 206 A	Door handle, outer ..... from chassis No. 1 – 929 746	1	111, 112, 115, 116
-	*113 837 206	Door handle, outer, chromium plated ..... up to chassis No. 1 – 929 745	1	113, 114, 117, 118, 151, 152
-	N 14 265 1	Screw, countersunk raised head, ..... AM 5×12 DIN 7988 galvanized	4	
-	113 837 206 A	Door handle, outer, chromium plated ..... from chassis No. 1 – 929 746	1	113, 114, 117, 118, 151, 152
25	N 14 269 1	Screw, countersunk raised head, AM 5×14 ..... DIN 7988 galvanized	4	
26	N 13 766 1	Pin B 5×31 DIN 7341 galvanized .....	2	
27	*111 837 211	Packing – Door handle .....	2	
-	*111 837 213	Operating lever – Door lock ..... up to chassis No. 1 – 929 745	2	
28	111 837 213 A	Operating lever from chassis No. 1 – 929 746 ....	2	
-	*111 837 215	Return spring – Door handle ..... up to chassis No. 1 – 929 745	2	
29	111 837 215 A	Return spring – Door handle ..... from chassis No. 1 – 929 746	2	
-	113 837 217	Cylinder lock with key – Door handle ..... 111/113 837 205	1	
30	113 837 217 A	Cylinder lock with key – Door handle ..... 111/113 837 205 A	1	
-	N 13 072 1	Stud M 2.6×5 DIN 551 .....	1	
31	*111 837 219 A	Key (specify key number) .....	2	
-	111 837 225	<b>Door handle, inner</b> up to chassis No. 1 – 929 745 ..	2	111, 112, 115, 116
-	111 837 225 A	Door handle, inner ..... from chassis No. 1 – 929 746	2	111, 112, 115, 116
-	*113 837 225	Door handle, inner, chromium plated ..... up to chassis No. 1 – 929 745	2	113, 114, 117, 118, 151, 152
32	113 837 225 A	Door handle, inner, chromium plated ..... from chassis No. 1 – 929 746	2	113, 114, 117, 118, 151, 152
33	N 12 810 1	Dowel pin, grooved 3×10 DIN 1472 .....	2	
	111 837 227	Rubber seal for door handle push button <i>New Part</i>	2	111-118, 151, 152

Key No.	Part No.	Description	Quantity	Type and model
34	*111 837 229 B	Spring – Inner door handle .....	2	
35	*111 837 231	Buffer – Inner door handle .....	2	
-	*111 837 235	Escutcheon – Inner door handle (black) .....	2	111, 112, 115, 116
		up to chassis No. 1 – 929 745		
-	111 837 235 A	Escutcheon – Inner door handle (black) .....	2	111, 112, 115, 116
		from chassis No. 1 – 929 746		
-	*113 837 235	Escutcheon – Inner door handle (ivory) .....	2	113, 114, 117, 118, 151, 152
		up to chassis No. 1 – 929 745		
36	113 837 235 A	Escutcheon – Inner door handle (ivory) .....	2	113, 114, 117, 118, 151, 152
		from chassis No. 1 – 929 746		
-	113 837 237	Escutcheon – Door handles 113 837 205/206 .....	2	113, 114, 117, 118, 151, 152
-	111 837 249	<b>Check rod – Door, left</b> up to chassis No. 1 – 397 022	1	
-	111 837 250	Check rod – Door, right up to chassis No. 1 – 397 022	1	
-	111 837 251	Check rod – Door .....	2	
		from chassis No. 1 – 397 023 up to 1 – 929 745		
37	111 837 251 A	Check rod – Door .....	2	
		from chassis No. 1 – 929 746		
38	111 837 257	Pin – Check rod .....	2	
		from chassis No. 1 – 929 746		
39	N 12 455 1	Circlip 5 DIN 9045 galvanized .....	2	
40	111 837 259	Damping washer for 111 837 251/A .....	2	
-	111 837 259 A	Damping washer for 111 837 249/250 .....	2	
-	111 837 261	Rubber buffer – Door check strap .....	2	
-	111 837 261 A	Rubber buffer for 111 837 249/250 .....	2	
41	111 837 261 B	Rubber buffer for 111 837 251/A .....	2	
-	111 837 263	Screw, fillister head up to chassis No. 1 – 929 745 ..	4	
-	N 12 005 1	Lock washer B 5 DIN 127 galvanized .....	4	
-	111 837 265	Bracket for 111 837 251 .....	2	
-	N 13 670 1	Rivet B 5×10 DIN 7338 galvanized .....	2	
		up to chassis No. 1 – 929 745		

Key No.	Part No.	Description	Quantity	Type and model
42	111 837 267	Cover – Check rod ..... from chassis No. 1 – 929 746	2	
-	111 837 269	Retaining plate – Damping washer 111 837 259 A ..	2	
-	N 11 374 1	Metal screw, cheese head, S 3.9×13 DIN 7971 ... for door check rods 111 837 249/250	4	
-	N 10 212 2	Bolt, hex. head, M 6×12 DIN 933 galvanized .... for door check rods 111 837 249/250	4	
-	N 11 695 2	Washer 6.1 galvanized ..... for door check rods 111 837 249/250	2	
-	N 12 226 2	Spring washer B 6 DIN 137 galvanized ..... for door check rods 111 837 249/250	4	
-	N 11 062 2	Cap nut M 6 DIN 917 ..... for door check rods 111 837 249/250	2	
-	*111 837 277	Rubber buffer – Door lock pillar ..... up to chassis No. 1 – 441 707	4	
-	111 837 277 A	Rubber buffer – Door lock pillar ..... from chassis No. 1 – 441 708 up to 1 – 929 745	4	
-	111 837 279	Rubber buffer – Door lock pillar (oversize) ..... up to chassis No. 1 – 441 707	4	
-	111 837 279 A	Rubber buffer – Door lock pillar (oversize) ..... from chassis No. 1 – 441 708 up to 1 – 929 745	4	
-	111 837 281	Rubber buffer – Door lock pillar (2 <sup>nd</sup> oversize) .... from chassis No. 1 – 441 708 up to 1 – 929 745	4	
-	N 11 524 1	Washer A 6.4 DIN 125 ..... .....	4	
-	*111 837 283	Bush – Rubber buffers ..... 111 837 277, 111 837 279/A, 111 837 281	4	
-	111 837 285	Bush – Rubber buffer 111 837 277 A ..... .....	4	
-	N 14 233 1	Screw, countersunk head, ..... AM 6×25 DIN 7987 galvanized	4	
-	111 837 289	Cage – Rubber buffers ..... 111 837 277 A, 111 837 279 A, 111 837 281	4	
-	<del>111 837 293</del>	Adjustment strip – Striker plate <i>Not Available</i> ..... from chassis No. 1 – 929 746	x	
-	111 837 295	Striker – Door lock up to chassis No. 1 – 929 745 .. <i>Red type Striker</i>	2	
-	*111 837 297	Screw, countersunk raised head ..... up to chassis No. 1 – 929 745	6	
43	111 837 298	Screw, countersunk raised head, ..... from chassis No. 1 – 929 746	4	
44	111 837 299	Screw, countersunk raised head, ..... from chassis No. 1 – 929 746	2	

Key No.	Part No.	Description	Quantity	Type and model
-	114 837 305	Bracket – Arm rest, left ..... from chassis No. 1 – 397 023 up to 1 – 929 745	1	111 – 118
-	113 837 306	Bracket – Arm rest up to chassis No. 1 – 397 022 ..	1	113, 117
-	113 837 306 A	Bracket – Arm rest, right ..... from chassis No. 1 – 397 023 up to 1 – 929 745	1	111 – 118
-	N 12 226 2	Spring washer B 6 DIN 137 galvanized .....	2	111 – 118
-	N 10 212 2	Bolt, hex. head, M 6×12 DIN 933 galvanized ....	2	111 – 118
45	113 837 305	Bracket – Arm rest ..... from chassis No. 1 – 929 746	1	113, 114, 117, 118
46	N 13 962 1	Metal screw, fillister head, S 3.9×16 DIN 7981 ....	1	113, 114, 117, 118
47	N 11 664 1	Washer 4.1 .....	1	113, 114, 117, 118
48	N 12 061 1	Speed nut Bg 3.9 .....	1	113, 114, 117, 118
-	151 837 401	Frame – Vent wing, left up to body No. 13 750 ....	1	151, 152
6	151 837 401 A	Frame – Vent wing, left ..... from body No. 13 751	1	151, 152
-	151 837 402	Frame – Vent wing, right up to body No. 13 750 ..	1	151, 152
-	151 837 402 A	Frame – Vent wing, right ..... from body No. 13 751	1	151, 152
7	N 12 128 2	Shake-proof washer V 6.4 DIN 6797 galvanized ..	4	151, 152
8	N 10 986 1	Screw, countersunk head, AM 6×15 DIN 63 .....	4	151, 152
9	N 11 974 1	Screw, countersunk raised head, ..... AM 6×15 DIN 91, high-polish galvanized	2	151, 152
10	N 10 715 2	Screw, cheese head, AM 6×15 DIN 84 galvanized	2	151, 152
11	N 12 006 2	Spring washer B 6 DIN 127 galvanized .....	2	151, 152
-	N 11 526 2	Washer B 8.4 DIN 125, high-polish galvanized ....	x	151, 152
-	111 837 409	<b>Channel front left – Door window glass</b> ..... from chassis No. 1 – 397 023 up to 1 – 929 745	1	111, 112, 115, 116
-	111 837 409 A	Channel, front, left – Door window glass ..... from chassis No. 1 – 929 746	1	111, 112, 115, 116
-	113 837 409	Channel, front, left – Door window glass, chromium plated from chassis No. 1 – 397 023 up to 1 – 929 745	1	113, 114, 117, 118

Key No.	Part No.	Description	Quantity	Type and model
49	113 837 409 A	Channel, front, left – Door window glass, chromium plated from chassis No. 1 – 929 746	1	113, 114, 117, 118
-	151 837 409	Channel, front, left and right up to body No. 10 968	2	151, 152
-	111 837 410	Channel, front, right – Door window glass . . . . . from chassis No. 1 – 397 023 up to 1 929 745	1	111, 112, 115, 116
-	111 837 410 A	Channel, front, right – Door window glass . . . . . from chassis No. 1 – 929 746	1	111, 112, 115, 116
-	113 837 410	Channel, front, right – Door window glass, chromium plated from chassis No. 1 – 397 023 up to 1 – 929 745	1	113, 114, 117, 118
-	113 837 410 A	Channel, front, right – Door window glass, . . . . . chromium plated from chassis No. 1 – 929 746	1	113, 114, 117, 118
50	N 14 122 1	Screw, fillister head, AM 4×8 DIN 7985 . . . . .	4	111-118
51	N 12 224 1	Spring washer B 4 DIN 137 . . . . .	4	111-118
52	N 10 212 2	Screw, hex. head, M 6×12 DIN 933 galvanized . .	4	111-118
53	N 11 695 2	Washer 6.1 galvanized . . . . .	4	111-118
54	N 12 226 2	Spring washer B 6 DIN 137 galvanized . . . . .	4	111-118
-	151 837 417	Channel, rear, left up to body No. 10 968 . . . . .	1	151, 152
-	151 837 418	Channel, rear, right up to body No. 10 968 . . . . .	1	151, 152
55	111 837 419	Channel, rear from chassis No. 1 – 397 023 . . . . .	2	111-118
56	N 13 962 1	Metal screw, fillister head, S 3.9×16 DIN 7981 . . . .	2	111-118
57	N 11 555 1	Washer 4.3 DIN 433 . . . . .	2	111-118
58	N 12 061 1	Speed nut Bg 3.9 . . . . .	2	111-118
-	151 837 419	Channel, rear, left . . . . . from body No. 10 969 up to 24 510	1	151, 152
12 order	151 837 419 A 151 837 419 B	Channel, rear, left from body No. 24 511 . . . . .	1	151, 152
-	151 837 420	Channel, rear, right . . . . . from body No. 10 969 up to 24 510	1	151, 152
order	151 837 420 A 151 837 420 B	Channel, rear, right from body No. 24 511 . . . . .	1	151, 152

Key No.	Part No.	Description	Quantity	Type and model
	111 837 443	Clip - Rear run channel <i>See w/s Bulletin</i>	2	111-118
-	N 11 526 2	Washer B 8.4 DIN 125, high-polish galvanized . . . .	2	151, 152
13	N 10 715 2	Screw, cheese head, AM 6×15 DIN 84 galvanized	2	151, 152
14	N 12 006 2	Lock washer B 6 DIN 127 galvanized . . . . .	2	151, 152
15	N 11 974 1	Screw, fillister head, AM 6×15 DIN 91, . . . . . high-polish galvanized	2	151, 152
16	N 12 128 2	Shake-proof washer V 6.4 DIN 6797 galvanized . . .	2	151, 152
-	151 837 425	Frame - Door window, left up to body No. 10 968	1	151, 152
	<del>151 837 425 A</del> <i>151 837 425 B</i>	Frame - Door window, left . . . . . from body No. 10 969 up to 13 750	1	151, 152
17	151 837 425 B	Frame - Door window, left . . . . . from body No. 13 751	1	151, 152
-	151 837 426	Frame - Door window, right up to body No. 10 968	1	151, 152
-	<del>151 837 426 A</del>	Frame - Door window, right <i>151 837 426 B</i> from body No. 10 969 up to 13 750	1	151, 152
-	151 837 426 B	Frame - Door window, right . . . . . from body No. <del>13 751</del> <i>Chassis No 1-397-023</i>	1	151, 152
-	111 837 431	Channel, upper - Door window . . . . . up to chassis No. 1 - 156 990	2	111-114
-	111 837 433	Channel, upper - Door window . . . . . from chassis No. 1 - 156 991 up to 1 - 397 022	2	111-118
59	<del>111 837 433 A</del> <i>111 837 433 C</i>	Channel, front - Door window . . . . . from chassis No. 1 - 397 023	2	111-118
18	151 837 433	Channel, front - Door window . . . . . from body No. 10 969	2	151, 152
-	111 837 437	Channel, rear - Door window . . . . . up to chassis No. 1 - 156 990	2	111-114
-	111 837 439	Channel, rear - Door window . . . . . from chassis No. 1 - 156 991 up to 1 - 397 022	2	111-118
60	111 837 439 A	Channel, rear - Door window . . . . . from chassis No. 1 - 397 023	2	111-118
61	<del>N 13 987 1</del> <i>111 837 445</i>	Metal screw, countersunk head, S 3.5×13 DIN 7982	8	111-118
-	151 837 439	Weatherstrip - Door window frame . . . . . (length 1550 mm.) up to body No. 10 968	2	151, 152
-	151 837 439 A	Weatherstrip - Door window frame . . . . . from body No. 10 969 up to 13 750	2	151, 152
19	151 837 439 B	Weatherstrip - Door window frame . . . . . from body No. 13 751	2	151, 152

4/59	151 837 475 A	Weatherstrip (length 520 mm) - Drop quarter window slot from chassis No. 1 - 397 023 up to 2 307 369	4	15	
4/59	151 837 475 B	Weatherstrip outer (length 522 mm) - Drop quarter window slot from chassis No. 2 307 370	2	151,	and model
4/59	151 837 479	Weatherstrip inner (length 482 mm) - Drop quarter window slot from chassis No. 2 307 370	2	151,	0 mm

20	151 837 465	Weatherstrip rear for vent wing	2	151, 152	
-	111 837 473	Weatherstrip - Door window slot up to chassis No. 1 - 397 022	4	111 - 118	
63	111 837 475	Weatherstrip - Door window slot from chassis No. 1 - 397 023	4 2	111, 112, 115, 116 113, 114, 117, 118	
-	151 837 475	Weatherstrip - Door window slot (length 850 mm.) up to body No. 10 968	4	151, 152	
21	151 837 475 A 151 837 475 B	Weatherstrip inner and outer (length 560 mm.) - Door window slot from body No. 10 969 UP TO CHASSIS NO. 2-307 369	4	151, 152	
-	N 11 460 1	Metal screw, countersunk head, S 3.5×13 DIN 7973, high-polish galvanized	12	111 - 118	
-	N 10 715 2	Screw, cheese head, AM 6×15 DIN 84 galvanized	4		
-	151 837 491	Cover plate - Door (front, left) up to body No. 10 968	1	151, 152	
-	151 837 492	Cover plate - Door (front, right) up to body No. 10 968	1	151, 152	
22	151 837 493	Weatherstrip - Door (front, left)	1	151, 152	
-	151 837 494	Weatherstrip - Door (front, right)	1	151, 152	
-	151 837 495	Cover plate - Door (rear, left) up to body No. 10 968	1	151, 152	
-	151 837 496	Cover plate - Door (rear, right) up to body No. 10 968	1	151, 152	
23	151 837 497	Weatherstrip - Door (rear, left)	1	151, 152	
-	151 837 498	Weatherstrip - Door (rear, right)	1	151, 152	
-	111 837 501 A	Winder - Door window, left up to chassis No. 1 - 397 022	1	111 - 118	
-	111 837 501 B	Winder - Door window, left from chassis No. 1 - 397 023 up to 1 - 929 745	1	111 - 118	
64	111 837 501 D	Winder - Door window, left from chassis No. 1 - 929 746	1	111 - 118	
-	151 837 501	Winder - Door window, left up to body No. 10 968	1	151, 152	
-	151 837 501 A	Winder - Door window, left from body No. 10 969 up to 24 510	1	151, 152	
24	151 837 501 B	Winder - Door window, left from body No. 24 511	1	151, 152	

151 837 479 } WEATHER STRIP INNER  
DOOR WINDOW SLOT  
MODIFIED WINDOW SLOT SEALING  
FROM CHASSIS NO 2-307 370



Key No.	Part No.	Description	Quantity	Type and model
-	111 837 502 A	Winder – Door window, right ..... up to chassis No. 1 – 397 022	1	111 – 118
-	111 837 502 B <i>111 837 502 C</i>	Winder – Door window, right ..... from chassis No. 1 – 397 023 up to 1 – 929 745	1	111 – 118
-	<i>111 837 502 D</i>	Winder – Door window, right ..... from chassis No. 1 – 929 746	1	111 – 118
-	151 837 502	Winder – Door window, right ..... up to body No. 10 968	1	151, 152
-	151 837 502 A	Winder – Door window, right ..... from body No. 15 997 up to 24 510	1	151, 152
-	151 837 502 B	Winder – Door window, right ..... from body No. 24 511	1	151, 152
-	<i>151 837 504</i> <i>151 837 502 A</i>	Winder – Door window, right ..... from body No. 10 969 up to 15 996	1	151, 152
65	N 10 212 2	Bolt, hex. head, M 6×12 DIN 933 galvanized ....	8	
66	N 12 226 2	Spring washer B 6 DIN 137 galvanized .....	8	
-	N 10 814 1	Screw, fillister head, AM 4×12 DIN 85 .....	2	151, 152
-	N 12 121 2	Shake-proof washer A 4.3 DIN 6797 galvanized ...	2	151, 152
-	N 11 004 2	Nut, hex., M 4 DIN 934 galvanized .....	2	151, 152
-	111 837 565	Weatherstrip, length 740 mm. – Liff channel ..... up to chassis No. 1 – 397 022	2	111 – 118
67	111 837 565 A	Weatherstrip, length 435 mm. – Liff channel ..... from chassis No. 1 – 397 023	2	111 – 118
25	151 837 565	Weatherstrip, length 800 mm. – Liff channel ..... up to body No. 10 968	2	151, 152
-	111 837 571	<b>Liff channel – Door window (left) .....</b> up to chassis No. 1 – 397 022	1	111 – 118
-	111 837 571 B	Liff channel – Door window ..... from chassis No. 1 – 397 023 up to 1 – 929 745	2	111 – 118
68	111 837 571 C	Liff channel – Door window (left) ..... from chassis No. 1 – 929 746	1	111 – 118
-	151 837 571	Liff channel – Door window (left) ..... up to body No. 10 968	1	151, 152
-	151 837 571 A	Liff channel – Door window (left) ..... from body No. 10 969 up to 24 510	1	151, 152
26	151 837 571 B	Liff channel – Door window (left) ..... from body No. 24 511	1	151, 152
-	111 837 572	Liff channel – Door window (right) ..... up to chassis No. 1 – 397 022	1	111 – 118

Key No.	Part No.	Description	Quantity	Type and model
-	111 837 572 C	Lift channel – Door window (right) . . . . . from chassis No. 1 – 929 746	1	111 – 118
-	151 837 572	Lift channel – Door window (right) . . . . . up to body No. 10 968	1	151, 152
-	151 837 572 A	Lift channel – Door window (right) . . . . . from body No. 10 969 up to 24 510	1	151, 152
-	151 837 572 B	Lift channel – Door window (right) . . . . . from body No. 24 511	1	151, 152
-	111 837 581	Handle – Door window winder (black) . . . . . up to chassis No. 1 – 929 745	2	111, 112, 115, 116
-	111 837 581 A	Handle – Door window winder (black) . . . . . from chassis No. 1 – 929 746	2	111, 112, 115, 116
-	113 837 581	Handle – Door window winder (chromium plated) (ivory) up to chassis No. 1 – 929 745	2	113, 114, 117, 118, 151, 152
69	113 837 581 A	Handle – Door window winder (chromium plated) (ivory) from chassis No. 1 – 929 746	2	113, 114, 117, 118, 151, 152
70	N 12 810 1	Dowel pin, grooved 3×10 DIN 1473 . . . . .	2	
-	111 837 235	Escutcheon – Door window winder handle (black) . . up to chassis No. 1 – 929 745	2	111, 112, 115, 116
-	111 837 235 A	Escutcheon – Door window winder handle (black) . . from chassis No. 1 – 929 746	2	111, 112, 115, 116
-	113 837 235	Escutcheon – Door window winder handle (ivory) . . up to chassis No. 1 – 929 745	2	113, 114, 117, 118, 151, 152
71	113 837 235 A	Escutcheon – Door window winder handle (ivory) . . from chassis No. 1 – 929 746	2	113, 114, 117, 118, 151, 152
72	111 837 229 B	Spring – Door window winder handle . . . . .	2	
73	111 837 231	Buffer – Door window winder handle . . . . .	2	
-	111 837 605	<b>Vent wing, left</b> up to chassis No. 1 – 929 745 . . . . .	1	111, 112, 115, 116
-	111 837 605 A	Vent wing, left from chassis No. 1 – 929 746 . . . . .	1	111, 112, 115, 116
-	113 837 605	Vent wing, left, chromium plated . . . . . up to chassis No. 1 – 929 745	1	113, 114, 117, 118
74	113 837 605 A	Vent wing, left, chromium plated . . . . . from chassis No. 1 – 929 746	1	113, 114, 117, 118
-	151 837 605	Vent wing, left up to body No. 15 996 . . . . .	1	151, 152
-	151 837 605 A	Vent wing, left . . . . . from body No. 15 997 up to 24 510	1	151, 152
27	151 837 605 B	Vent, wing, left from body No. 24 511 . . . . .	1	151, 152

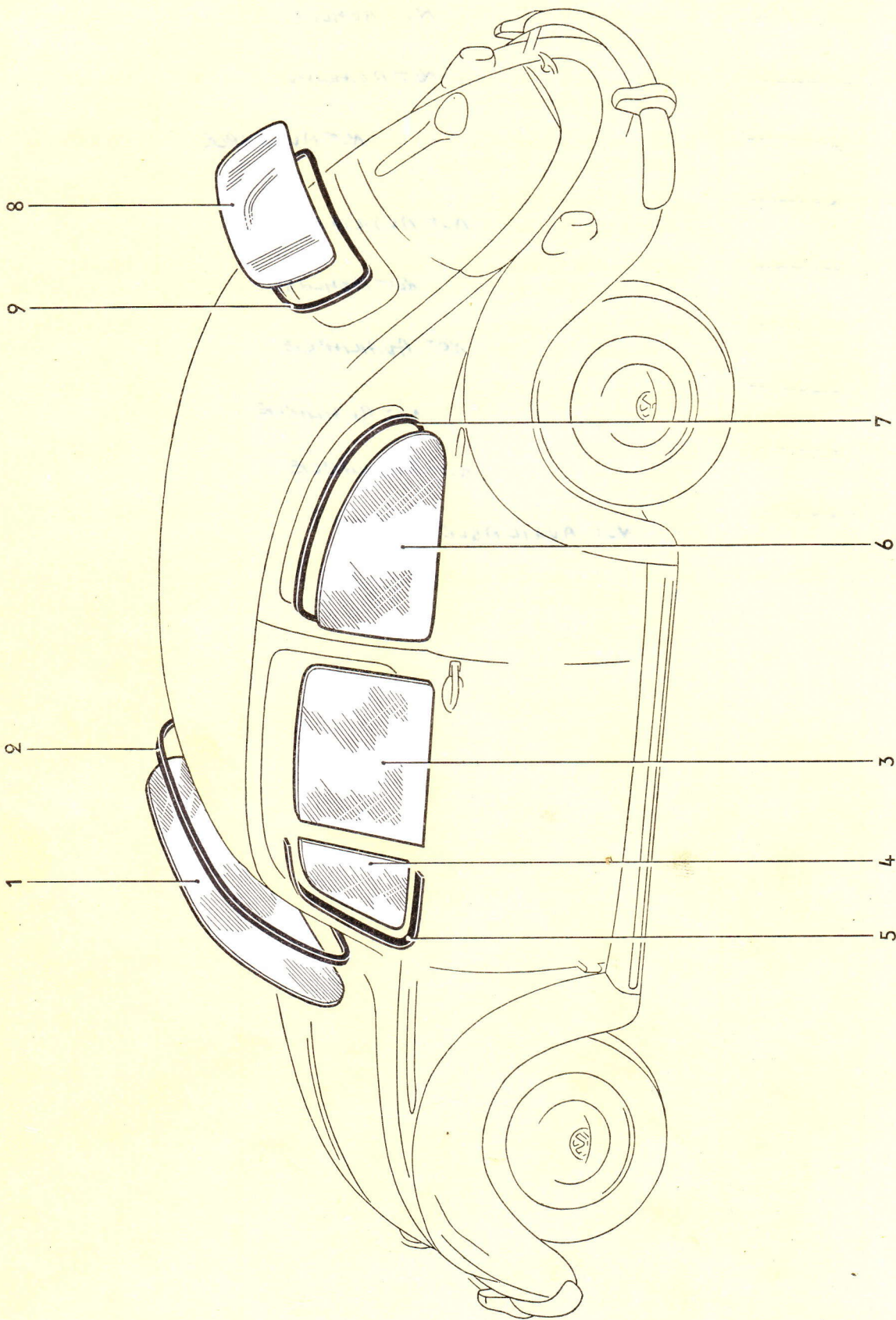
Key No.	Part No.	Description	Quantity	Type and model
-	111 837 606	Vent wing, right up to chassis No. 1 – 929 745 . . . . .	1	111, 112, 115, 116
-	111 837 606 A	Vent wing, right from chassis No. 1 – 929 746 . . . . .	1	111, 112, 115, 116
-	113 837 606	Vent wing, right, chromium plated . . . . . up to chassis No. 1 – 929 745	1	113, 114, 117, 118
-	113 837 606 A	Vent wing, right, chromium plated . . . . . from chassis No. 1 – 929 746	1	113, 114, 117, 118
-	151 837 606	Vent wing, right up to body No. 15 996 . . . . .	1	151, 152
-	151 837 606 A	Vent wing, right . . . . . from body No. 15 997 up to 24 510	1	151, 152
-	151 837 606 B	Vent wing, right from body No. 24 511 . . . . .	1	151, 152
-	<b>111 837 609</b>	<b>Frame – Vent wing, left . . . . .</b> up to chassis No. 1 – 929 745	1	111, 112, 115, 116
-	111 837 609 A	Frame – Vent wing, left . . . . . from chassis No. 1 – 929 746	1	111, 112, 115, 116
-	113 837 609	Frame – Vent wing, left (chromium plated) . . . . . up to chassis No. 1 – 929 745	1	113, 114, 117, 118
75	113 837 609 A	Frame – Vent wing, left (chromium plated) . . . . . from chassis No. 1 – 929 746	1	113, 114, 117, 118
<b>28</b>	151 837 609 B	Vent wing frame at bottom left . . . . . from body No. 24 511	1	151, 152
-	111 837 610	Frame – Vent wing, right . . . . . up to chassis No. 1 – 929 745	1	111, 112, 115, 116
-	111 837 610 A	Frame – Vent wing, right . . . . . from chassis No. 1 – 929 746	1	111, 112, 115, 116
-	113 837 610	Frame – Vent wing, right (chromium plated) . . . . . up to chassis No. 1 – 929 745	1	113, 114, 117, 118
-	113 837 610 A	Frame – Vent wing, right (chromium plated) . . . . . from chassis No. 1 – 929 746	1	113, 114, 117, 118
-	151 837 610 B	Vent wing frame at bottom right . . . . . from body No. 24 511	1	151, 152
-	111 837 621	Gutter, left . . . . .	1	111, 112, 115, 116
76	113 837 621	Gutter, left (chromium plated) . . . . .	1	113, 114, 117, 118
-	111 837 622	Gutter, right . . . . .	1	111, 112, 115, 116
-	113 837 622	Gutter, right (chromium plated) . . . . .	1	113, 114, 117, 118
77	111 837 625	Weatherstrip for vent wing, left . . . . .	1	111 – 118

Key No.	Part No.	Description	Quantity	Type and model
29	151 837 625	Weatherstrip for vent wing, left .....	1	151, 152
-	111 837 626	Weatherstrip for vent wing, right .....	1	111 - 118
-	151 837 626	Weatherstrip for vent wing, right .....	1	151, 152
-	111 837 631	Mounting bracket, upper, left - Vent wing .....	1	111, 112, 115, 116
78	113 837 631	Mounting bracket, upper, left - Vent wing .....	1	113, 114, 117, 118
		(chromium plated)		
30	151 837 631	Spacer - Threaded bolt .....	2	151, 152
-	111 837 632	Mounting bracket, upper, right - Vent wing .....	1	111, 112, 115, 116
-	113 837 632	Mounting bracket, upper, right - Vent wing .....	1	113, 114, 117, 118
		(chromium plated)		
31	151 837 633	Threaded bolt .....	2	151, 152
-	111 837 635	Retainer - Vent wing .....	2	111 - 118
		up to chassis No. 1 - 929 745		
79	111 837 635 A	Retainer - Vent wing .....	2	111 - 118
		from chassis No. 1 - 929 746		
80	N 12 224 1	Spring washer B 4 DIN 137 .....	8	111 - 118
81	N 14 122 1	Screw, fillister head, AM 4x8 DIN 7985 .....	8	111 - 118
32	151 837 635 A	Retainer - Vent wing from body No. 24 511 .....	2	151, 152
82	*111 837 637	Washer - Mounting bracket .....	2	111 - 118
83	N 13 661 1	Rivet B 4x8 DIN 7338, chromium plated .....	2	111 - 118
-	*111 837 639	Fastener, left - Vent wing .....	1	111, 112, 115, 116
		up to chassis No. 1 - 929 745		
-	111 837 639 A	Fastener, left - Vent wing .....	1	111, 112, 115, 116
		from chassis No. 1 - 929 746		
-	*113 837 639 A	Fastener, left - Vent wing (chromium plated) .....	1	113, 114, 117, 118,
		up to chassis No. 1 - 929 745		151, 152
84	113 837 639 A	Fastener, left - Vent wing (chromium plated) .....	1	113, 114, 117, 118,
		from chassis No. 1 - 929 746		151, 152
-	*111 837 640 A	Fastener, right - Vent wing .....	1	111, 112, 115, 116
		up to chassis No. 1 - 929 745		
-	111 837 640 A	Fastener, right - Vent wing .....	1	111, 112, 115, 116
		from chassis No. 1 - 929 746		

Key No.	Part No.	Description	Quantity	Type and model
-	*113 837 640	Fastener, right – Vent wing (chromium plated) . . . . up to chassis No. 1 – 929 745	1	113, 114, 117, 118, 151, 152
<i>Order</i>	113 837 640 A	Fastener, right – Vent wing (chromium plated) . . . . from chassis No. 1 – 929 746	1	113, 114, 117, 118, 151, 152
-	N 13 736 1	Rivet, countersunk 3×6 DIN 662 galvanized . . . . .	4	111 – 118
-	N 13 560 3	Rivet, countersunk head, 3×8 DIN 661, . . . . . chromium plated	4	151, 152
-	*111 837 641	Handle – Vent wing fastener 111 837 639 . . . . .	1	111, 112, 115, 116
<i>Order</i>	111 837 641 A <del>111 837 639 A</del>	Handle – Vent wing fastener 111 837 639 A . . . . .	1	111, 112, 115, 116
-	113 837 641	Delete: superseded by: 113 837 639 r 113 837 639 . . . . .	1	113, 114, 117, 118, 151, 152
85	113 837 641 A	Handle – Vent wing fastener 113 837 639 A . . . . . (chromium plated)	1	113, 114, 117, 118, 151, 152
<i>Order</i>	*111 837 642 <del>111 837 640</del>	Handle – Vent wing fastener 111 837 640 . . . . .	1	111, 112, 115, 116
<i>Order</i>	111 837 642 A <del>111 837 640 A</del>	Handle – Vent wing fastener 111 837 640 A . . . . .	1	111, 112, 115, 116
-	*113 837 642	Handle – Vent wing fastener 113 837 640 . . . . . (chromium plated)	1	113, 114, 117, 118, 151, 152
-	113 837 642 A	Handle – Vent wing fastener 113 837 640 A . . . . . (chromium plated)	1	113, 114, 117, 118, 151, 152
86	*113 837 643	Release button – Vent wing fastener . . . . .	2	
87	N 12 787 1	Dowel pin, self-locking, 2×12 DIN 1472 . . . . .	2	
88	*111 837 645	Spring – Vent wing fastener . . . . .	2	
-	151 837 651	Check stay – Vent wing up to body No. 15 996 . . . .	2	151, 152
-	111 837 653	Bracket – Vent wing check stay . . . . . up to chassis No. 1 – 929 745	2	
-	N 10 212 2	Screw, hex. head, M 6×12 DIN 933 galvanized . .	4	111 – 118
-	N 11 652 1	Washer 7 galvanized . . . . .	4	111 – 118
-	N 12 226 2	Spring washer B 6 DIN 137 galvanized . . . . .	4	111 – 118
-	111 837 655	Pivot – Vent wing check stay . . . . . up to chassis No. 1 – 929 745	2	
-	*211 837 659	Fixing plate – Vent wing . . . . . up to chassis No. 1 – 929 745	4	

Key No.	Part No.	Description	Quantity	Type and model
-	*211 837 663	Carrier plate up to chassis No. 1 - 929 745 .....	4	
-	*211 837 667	Spring - Vent wing fixing plate, .....	2	
89	111 837 669	Cup spring - Vent wing fixing plate .....	8	
-	111 837 675	Coupling ring - Pivot up to chassis No. 1 - 929 745	2	
-	*211 837 677	Lock plate - Vent wing up to chassis No. 1 - 929 745	2	
-	N 11 008 3	Nut, hex., M 8 DIN 934 galvanized .....	2	
-	151 837 679	Plate - Check stay, up to chassis No. 1 - 929 745 ...	2	151, 152
-	N 10 212 2	Screw, hex. head, M 6x12 DIN 933 galvanized ..	4	151, 152
-	N 12 226 2	Spring washer B 6 DIN 137 galvanized .....	4	151, 152
-	N 11 652 1	Washer 7 galvanized .....	4	151, 152
90	111 837 681	Fixing plate, top - Vent wing .....	2	
91	111 837 689	Fixing plate, bottom - Vent wing .....	2	
92	N 10 216 1	Bolt, hex. head, M 6x18 DIN 933 .....	4	
93	N 11 524 1	Washer A 6.4 DIN 125 .....	4	
94	N 12 226 2	Spring washer B 6 DIN 137 galvanized .....	2	
-	111 837 805	Sound absorber - Door and quarter panel .....	x	
-	<del>151-837-901</del>	Rubber buffer 3 mm. - Door <del>NOT AVAILABLE</del> ..	x	151, 152
-	<del>151-837-903</del>	Rubber buffer 4.5 mm. - Door <del>NOT AVAILABLE</del> ..	x	151, 152
-	<del>144-837-905</del>	Rubber buffer 4 mm. - Door <del>NOT AVAILABLE</del> ..	x	111 - 118
-	<del>151-837-905</del>	Rubber buffer 6 mm. - Door <del>NOT AVAILABLE</del> ..	x	151, 152
-	<del>144-837-907</del>	Rubber buffer 5 mm. - Door <del>NOT AVAILABLE</del> ..	x	111 - 118
-	<del>151-837-907</del>	Rubber buffer 7.5 mm. - Door <del>NOT AVAILABLE</del> ..	x	151, 152

Key No.	Part No.	Description	Quantity	Type and model
-	111-837-909	Rubber buffer 6 mm. – Door <i>NOT AVAILABLE</i> from chassis No. 1 – 929 746	x	111 – 118
-	<del>151-837-909</del>	Rubber buffer 9 mm. – Door <i>NOT AVAILABLE</i> from body No. 24 511	x	151, 152
-	<del>111-837-911</del>	Rubber buffer 9.5 mm. – Side member <i>NOT AVAILABLE</i> from chassis No. 1 – 929 746		111 – 118
-	151-837-911	Rubber buffer 11.5 mm. – Side member ..... from body No. 24 511 <i>NOT AVAILABLE</i>	x	151, 152
-	<del>111-837-913</del>	Rubber buffer 11 mm. – Side member ..... from chassis No. 1 – 929 746 <i>NOT AVAILABLE</i>	x	111 – 118
-	151-837-913	Rubber buffer 13 mm. – Side member ..... from body No. 24 511 <i>NOT AVAILABLE</i>	x	151, 152
-	<del>111-837-915</del>	Rubber buffer 12.5 mm. – Side member ..... from chassis No. 1 – 929 746 <i>NOT AVAILABLE</i>	x	111 – 118
-	151-837-915	Rubber buffer 14.5 mm. – Side member ..... from body No. 24 511 <i>NOT AVAILABLE</i>	x	151, 152
-	<del>151-837-923</del>	Bush – Rubber buffer from body No. 24 511 ..... <i>NOT AVAILABLE</i>	x	151, 152
-	N 14 094 1	Metal screw, countersunk raised head, S 4.2×16 .. DIN 7983 galvanized	x	151, 152





Key No.	Part No.	Description	Quantity	Type and model
<b>WINDOW GLASSES AND WEATHERSTRIPS</b>				
-	111 845 101 A	Glass – Windshield up to chassis No. 1 600 439 ..	1	111-118
-	111 845 101 B	Glass – Windshield (laminated) ..... up to chassis No. 1 600 439	1	111-118
1	111 845 101 C	Glass – Windshield from chassis No. 1 600 440 ...	1	111-118
-	111 845 101 D	Glass – Windshield (laminated) ..... from chassis No. 1 600 440	1	111-118
-	151 845 101	Glass – Windshield up to body No. 39 038 .....	1	151, 152
-	151 845 101 A	Glass – Windshield (laminated) ..... up to body No. 39 038	1	151, 152
1	151 845 101 B	Glass – Windshield from body No. 39 039 .....	1	151, 152
-	151 845 101 C	Glass – Windshield (laminated) ..... from body No. 39 039	1	151, 152
-	111 845 121	Weatherstrip – Windshield glass 111 845 101 .... for Standard up to chassis No. 1 – 397 022 for De Luxe up to chassis No. 1 – 244 667	1	111-118
-	111 845 121 A	Weatherstrip – Windshield glasses 111 845 101 A/B from chassis No. 1 – 397 023 up to 1 600 439	1	111, 112, 115, 116
-	111 845 121 B	Weatherstrip – Windshield glasses 111 845 101 C/D from chassis No. 1 600 440	1	111, 112, 115, 116
-	113 845 121	Weatherstrip – Windshield glasses 111 845 101 A/B from chassis No. 1 – 244 668 up to 1 – 397 022	1	113, 114, 117, 118
-	113 845 121 A	Weatherstrip – Windshield glasses 111 845 101 A/B from chassis No. 1 – 397 023 up to 1 600 439	1	113, 114, 117, 118
2	113 845 121 B	Weatherstrip – Windshield glasses 111 845 101 C/D from chassis No. 1 600 440	1	113, 114, 117, 118
-	151 845 121	Weatherstrip – Windshield glasses 151 845 101/A up to body No. 39 038	1	151, 152
2	151 845 121 A	Weatherstrip – Windshield glasses 151 845 101 B/C from body No. 39 039	1	151, 152
-	111 845 201	Glass – Door up to chassis No. 1 – 156 990 .....	2	111 – 114
-	111 845 201 A	Glass – Door ..... from chassis No. 1 – 156 991 up to 1 – 397 022	2	111 – 118

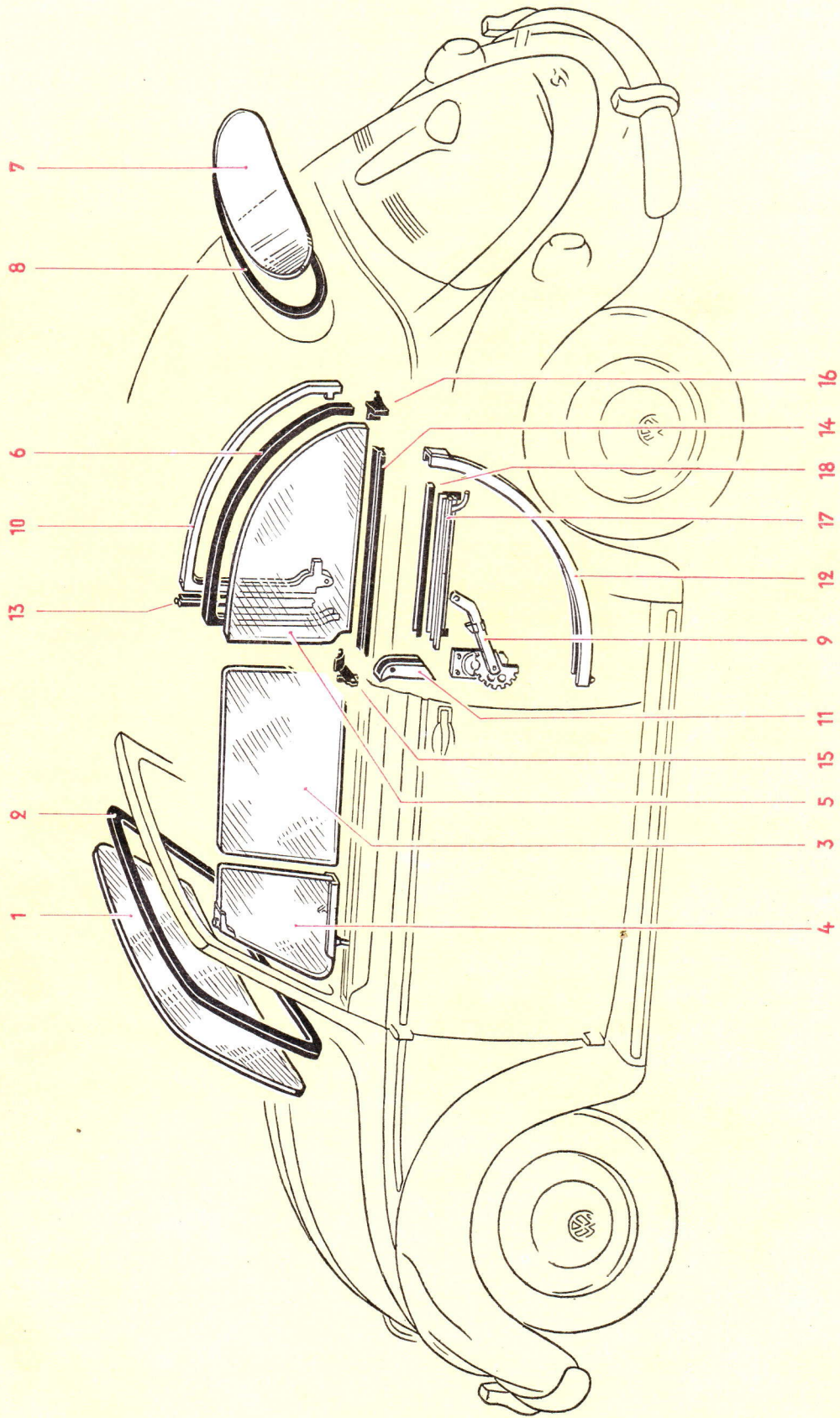
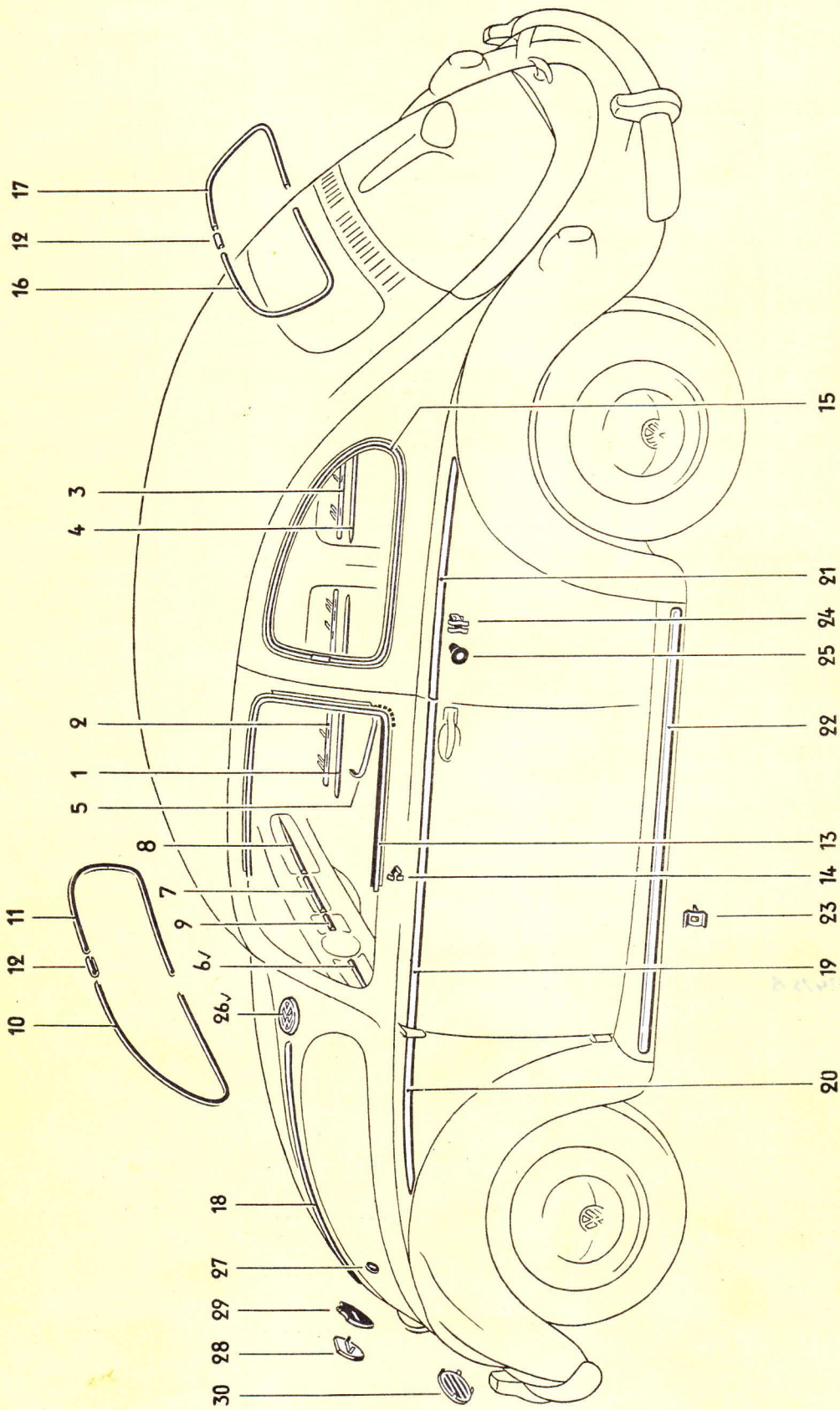


Illustration 29a

Key No.	Part No.	Description	Quantity	Type and model
3	111 845 201 B	Glass – Door from chassis No. 1 – 397 023 .....	2	111 – 118
-	151 845 201	Glass – Door up to body No. 10 968 .....	2	151, 152
3	151 845 201 A	Glass – Door from body No. 10 969 .....	2	151, 152
4	111 845 251	Glass – Vent wing .....	2	111 – 118
4	151 845 251	Glass – Vent wing .....	2	151, 152
5	*211 845 271	Weatherstrip – Vent wing .....	2	111 – 118
6	111 845 301 A	Glass – Quarter window .....	2	111 – 118
-	151 845 301	<b>Glass – Drop quarter window</b> .....	2	151, 152
		up to body No. 10 968		
5	151 845 301 A	Glass – Drop quarter window .....	2	151, 152
		from body No. 10 969		
-	111 845 321	Weatherstrip – Quarter window, left .....	1	111 – 118
		up to chassis No. 1 – 397 022		
-	111 845 321 A	Weatherstrip – Quarter window, left .....	1	111, 112, 115, 116
		from chassis No. 1 – 397 023		
7	113 845 321	Weatherstrip – Quarter window, left .....	1	113, 114, 117, 118
		from chassis No. 1 – 397 023		
6	151 845 321	Weatherstrip – Drop quarter window .....	2	151, 152
-	111 845 322	Weatherstrip – Quarter window, right .....	1	111 – 118
		up to chassis No. 1 – 397 022		
-	111 845 322 A	Weatherstrip – Quarter window, right .....	1	111, 112, 115, 116
		from chassis No. 1 – 397 023		
-	113 845 322	Weatherstrip – Quarter window, right .....	1	113, 114, 117, 118
		from chassis No. 1 – 397 023		
-	111 845 501 B	<b>Glass – Rear view window</b> .....	2	111 – 118
		up to chassis No. 1 – 454 950		
-	111 845 501 C	Glass – Rear view window .....	1	111–118
		from chassis No. 1 – 454 951 up to 1 600 439		
8	111 845 501 E	Glass – Rear view window .....	1	111–118
		from chassis No. 1 600 440		
-	151 845 501	Rear view window glass – Top .....	1	151, 152
		up to body No. 10 968		
-	151 845 501 A	Rear view window glass – Top .....	1	151, 152
		from body No. 10 969 up to 39 038		
7	151 845 501 B	Rear view window glass – Top .....	1	151, 152
		from body No. 39 039		

Key No.	Part No.	Description	Quantity	Type and model
-	111 845 521	Weatherstrip - ..... Rear view window glass 111 845 501 A	2	111 - 118
-	111 845 521 A	Weatherstrip - ..... Rear view window glass 111 845 501 B	2	111, 112, 115, 116
-	111 845 521 B	Weatherstrip - ..... Rear view window glass 111 845 501 C	1	111, 112, 115, 116
-	111 845 521 C	Weatherstrip - ..... Rear view window glass 111 845 501 E	1	111, 112, 115, 116
-	113 845 521	Weatherstrip - ..... Rear view window glass 111 845 501 B	2	113, 114, 117, 118
-	113 845 521 A	Weatherstrip - ..... Rear view window glass 111 845 501 C	1	113, 114, 117, 118
9	113 845 521 B	Weatherstrip - ..... Rear view window glass 111 845 501 E	1	113, 114, 117, 118
-	151 845 521 A	Weatherstrip - ..... Rear view window glass 151 845 501 A	1	151, 152
<b>8</b>	151 845 521 B	Weatherstrip - ..... Rear view window glass 151 845 501 B	1	151, 152
<b>DROP QUARTER WINDOW PARTS</b>				
<b>9</b>	<b>151 847 271</b>	<b>Winder - Drop quarter window, left</b> .....	1	151, 152
-	151 847 272	Winder - Drop quarter window, right .....	1	151, 152
-	N 11 006 2	Nut, hex., M 6 DIN 934 galvanized .....	8	151, 152
-	N 12 127 1	Shake-proof washer A 6.4 DIN 6797 .....	8	151, 152
-	113 837 581	Handle - Window winder (chromium plated) ..... up to body No. 24 510	2	151, 152
-	113 837 581 A	Handle - Window winder (chromium plated) ..... from body No. 24 511 onward	2	151, 152
-	N 12 810 1	Dowel pin, grooved 3×10 DIN 1473 .....	2	151, 152
-	113 837 235	Escutcheon - Window winder handle .....	2	151, 152
-	113 837 235 A	Escutcheon - Window winder handle .....	2	151, 152
-	*111 837 229 B	Spring - Window winder handle .....	2	151, 152
-	*111 837 231	Buffer - Window winder handle .....	2	151, 152

Key No.	Part No.	Description	Quantity	Type and model
-	151 847 311	Frame – Drop quarter window (left) ..... up to body No. 10 968	1	151, 152
-	<del>151 847 311 A</del>	Frame – Drop quarter window (left) ..... from body No. 10 969 up to 13 750	1	151, 152
10	151 847 311 B	Frame – Drop quarter window (left) ..... from body No. 13 751	1	151, 152
-	151 847 312	Frame – Drop quarter window, right ..... up to body No. 10 968	1	151, 152
-	151 847 312 A	Frame – Drop quarter window, right ..... from body No. 10 969 up to 13 750	1	151, 152
-	151 847 312 B	Frame – Drop quarter window, right ..... from body No. 13 751	1	151, 152
11	151 847 321	Bearing – Drop quarter window ..... .....	2	151, 152
-	151 847 325	Rivet, countersunk – Drop quarter window ..... .....	2	151, 152
-	151 847 331	Guiding channel – Drop quarter window, left ..... up to body No. 24 510	1	151, 152
12	151 847 331 A	Guiding channel – Drop quarter window, left ..... from body No. 24 511	1	151, 152
-	151 847 332	Guiding channel – Drop quarter window, right .... up to body No. 24 510	1	151, 152
-	151 847 332 A	Guiding channel – Drop quarter window, right .... from body No. 24 511	1	151, 152
13	151 847 341	Weatherstrip – Door window frame ..... .....	2	151, 152
-	151 837 475	Weatherstrip – Drop quarter window slot ..... (length 500 mm.) up to body No. 10 968	2	151, 152
14	151 837 475 A <del>151 837 475 B</del>	Weatherstrip – Drop quarter window slot ..... (length 570 mm.) from body No. 10 969	4	151, 152
15	151 847 351	Weatherstrip – Drop quarter window (front, left) .. .....	1	151, 152
-	151 847 352	Weatherstrip – Drop quarter window (front, right) .....	1	151, 152
16	151 847 357	Weatherstrip – Drop quarter window (rear, left) ... .....	1	151, 152
-	151 847 358	Weatherstrip – Drop quarter window ..... (rear, right)	1	151, 152
17	151 847 365	Lift channel – Drop quarter window, left ..... .....	1	151, 152
-	151 847 366	Lift channel – Drop quarter window, right ..... .....	1	151, 152
18	151 837 565	Weather strip – Lift channel ..... .....	2	151, 152
-	151 847 389	Cover plate – Drop quarter window slot ..... up to body No. 10 968	2	151, 152



Key No.	Part No.	Description	Quantity	Type and model
<b>MOLDINGS</b>				
-	113 853 105	Molding - Door lining ..... up to chassis No. 1 - 929 745	2	113, 114, 117, 118, 151, 152
1	113 853 105 A	Molding - Door lining ..... from chassis No. 1 - 929 746	2	113, 114, 117, 118, 151, 152
-	113 853 107	Clamping strip for molding 113 853 105 .....	2	113, 114, 117, 118, 151, 152
2	113 853 107 A	Clamping strip for molding 113 853 105 A .....	2	113, 114, 117, 118, 151, 152
-	113 853 113	Clamping strip, rear, ..... for moldings 113 853 115 A/116 A	2	113, 114, 117, 118, 151, 152
3	113 853 113 A	Clamping strip, for molding 113 853 115 B .....	2	113, 114, 117, 118, 151, 152
-	113 853 115	Molding - Quarter panel lining ..... up to chassis No. 1 - 929 745	2	113, 114, 117, 118, 151, 152
-	113 853 115 A	Molding - Quarter panel lining left ..... from chassis No. 1 - 929 746 up to 1 600 439	1	113, 114, 117, 118, 151, 152
4	113 853 115 B	Molding - Quarter panel lining ..... from chassis No. 1 600 440	2	113, 114, 117, 118, 151, 152
-	113 853 116 A	Molding - Quarter panel lining right ..... from chassis No. 1 - 929 746 up to 1 600 439	1	113, 114, 117, 118, 151, 152
-	113 853 117	Clamping strip for molding 113 853 115 .....	2	113, 114, 117, 118, 151, 152
-	113 853 117 A	Clamping strip, front, ..... for moldings 113 853 115 A/116 A	2	113, 114, 117, 118, 151, 152
-	<del>113 853 141</del> <i>ORDER</i>	Ornamental frame - Glove compartment, left ..... up to chassis No. 1 - 397 022	1	113, 114, 117, 118, 151, 152
-	113 853 142	Ornamental frame - Glove compartment, <b>right</b> ..... up to chassis No. 1 - 397 022	1	113, 114, 117, 118, 151, 152
5	*113 853 145	Molding - Arm rest ..... from chassis No. 1 - 929 746	1	113, 114, 117, 118, 151, 152
-	*113 853 151	Ornamental frame - Instrument panel ..... up to chassis No. 1 - 397 022	2	113, 114, 117, 118, 151, 152
6	113 853 241	Molding - Ornamental loudspeaker grille ..... from chassis No. 1 600 440	1	113, 117, 151
-	114 853 241	Molding - Ornamental loudspeaker grille (RHD).. from chassis No. 1 600 440	1	114, 118, 152
7	113 853 243	Molding - Radio compartment ..... from chassis No. 1 600 440	1	113, 114, 117, 118, 151, 152
8	113 853 245	Molding - Glove compartment cover ..... from chassis No. 1 600 440	1	113, 117, 151
-	114 853 245	Molding - Glove compartment cover (RHD) ..... from chassis No. 1 600 440	1	114, 118, 152

Key No.	Part No.	Description	Quantity	Type and model
9	113 853 247	Molding – Ornamental instrument panel grille ... from chassis No. 1 600 440	1	113, 117, 151
-	114 853 247	Molding – Ornamental instrument panel grille ... (RHD) from chassis No. 1 600 440	1	114, 118, 152
-	N 12 052 1	Clamping plate 3 .....	10	113, 114, 117, 118, 151, 152
-	113 853 305 A	Ornamental frame half – Windshield (left) ..... from chassis No. 1 – 397 023 up to 1 600 439	1	113, 114, 117, 118
10	113 853 305 B	Ornamental frame half – Windshield (left) ..... from chassis No. 1 600 440	1	113, 114, 117, 118
-	151 853 305 A	Ornamental frame half – Windshield (left) ..... up to body No. 39 038	1	151, 152
-	151 853 305 B	Ornamental frame half – Windshield (left) ..... from body No. 39 039	1	151, 152
-	113 853 306 A	Ornamental frame half – Windshield (right) ..... from chassis No. 1 – 397 023 up to 1 600 439	1	113, 114, 117, 118
11	113 853 306 B	Ornamental frame half – Windshield (right) ..... from chassis No. 1 600 440	1	113, 114, 117, 118
-	151 853 306 A	Ornamental frame half – Windshield (right) ..... up to body No. 39 038	1	151, 152
-	151 853 306 B	Ornamental frame half – Windshield (right) ..... from body No. 39 039	1	151, 152
12	113 853 309 B	Sleeve – Ornamental frame ..... from chassis No. 1 – 397 023	6 4	113, 114, 117, 118 151, 152
-	113 853 311	Clamp – Ornamental frames 113 853 305/306 .....	30	113, 114, 117, 118, 151, 152
13	113 853 321	Ornamental frame – Door window, left .....	1	113, 114, 117, 118
-	113 853 322	Ornamental frame – Door window, right .....	1	113, 114, 117, 118
-	151 853 327	Molding inner – Door window slot .....	2	151, 152
14	113 853 329	Clamp – Ornamental frame .....	12	113, 114, 117, 118
-	151 853 331	Molding outer – Door window slot .....	2	151, 152
-	151 853 335	Retaining spring – Molding .....	8	151, 152
-	151 853 341	Retaining spring – Molding .....	56	151, 152
15	113 853 345 A	Ornamental frame – Side window glass (left) .....	1	113, 114, 117, 118
-	113 853 346 A	Ornamental frame – Side window glass (right) .....	1	113, 114, 117, 118

*113 853 321 A ORNAMENTAL FRAME: See w/s Bulletin A-23*  
*113 853 322 A See w/s Bulletin A-23*



Key No.	Part No.	Description	Quantity	Type and model
-	151 853 347	Molding - Drop side window slot .....	4	151, 152
-	151 853 341	Retaining spring - Molding .....	40	151, 152
-	113 853 355	Ornamental frame - ..... Rear view window glass 111 845 501 B	2	113, 114, 117, 118
-	113 853 355 A	Ornamental frame - ..... Rear view window glass 111 845 501 C	1	113, 114, 117, 118
16	113 853 355 B	Ornamental frame half - Rear view window glass (left) 111 845 501 E	1	113, 114, 117, 118
-	151 853 355	Ornamental frame half - Rear view window glass (left) 151 845 501 A	1	151, 152
-	151 853 355 A	Ornamental frame half - Rear view window glass (left) 151 845 501 B	1	151, 152
17	113 853 356 B	Ornamental frame half - Rear view window glass (right) 111 845 501 E	1	113, 114, 117, 118
-	151 853 356	Ornamental frame half - Rear view window glass (right) 151 845 501 A	1	151, 152
-	151 853 356 A	Ornamental frame half - Rear view window glass (right) 151 845 501 B	1	151, 152
-	113 853 505 A	Molding - Front lid .....	1	113, 114, 117, 118, 151, 152
18	113 853 505 C	Molding - Front lid (flat profile) .....	1	113, 114, 117, 118, 151, 152
-	113 853 515	Molding - Door .....	2	113, 114, 117, 118, 151, 152
19	113 853 515 A	Molding - Door (flat profile) .....	2	113, 114, 117, 118, 151, 152
-	113 853 525	Molding - Side panel, left .....	1	113, 114, 117, 118, 151, 152
20	113 853 525 A	Molding - Side panel, left (flat profile) .....	1	113, 114, 117, 118, 151, 152
-	113 853 526	Molding - Side panel, right .....	1	113, 114, 117, 118, 151, 152
-	113 853 526 A	Molding - Side panel, right (flat profile) .....	1	113, 114, 117, 118, 151, 152
-	113 853 535	Molding - Quarter panel, left .....	1	113, 114, 117, 118, 151, 152
21	113 853 535 A	Molding - Quarter panel, left (flat profile) .....	1	113, 114, 117, 118, 151, 152
-	113 853 536	Molding - Quarter panel, right .....	1	113, 114, 117, 118, 151, 152
-	113 853 536 A	Molding - Quarter panel, right (flat profile) .....	1	113, 114, 117, 118, 151, 152


Key No.	Part No.	Description	Quantity	Type and model
22	113 853 555 A	Molding – Running board (flat profile) .....	2	113, 114, 117, 118, 151, 152
23	113 853 559	Retaining clip – Molding .....	10	113, 114, 117, 118, 151, 152
-	113 853 565	Retaining clip with screw – Molding .....	16	113, 114, 117, 118, 151, 152
-	N 12 004 1	Lock washer B 4 DIN 127 .....	16	113, 114, 117, 118, 151, 152
-	N 11 004 2	Nut, hex., M 4 DIN 934 galvanized .....	16	113, 114, 117, 118, 151, 152
-	113 853 585	Clamp – Molding .....	36	113, 114, 117, 118, 151, 152
24	113 853 585 A 113 853 585 B	Clamp – Molding with flat profile .....	34	113, 114, 117, 118, 151, 152
25	113 857 219	Rubber cap – Molding clamp .....	32 16	113, 114, 117, 118, 151, 152
-	N 20 007 1	Grommet 21.5 – Quarter panel, inner .....	4	111, 112, 115, 116
-	111 853 593	Grommet 25.5 – Quarter panel, inner .....	4	111, 112, 115, 116
-	*113 853 601	VW sign – With 3 mounting clamps .....	1	113, 114, 117, 118, 151, 152
26	113 853 605 A	VW sign – With 4 mounting clamps .....	1	113, 114, 117, 118, 151, 152
27	*113 853 611	Rubber seal – City arms .....	2	113, 114, 117, 118, 151, 152
28	113 853 621	City arms .....	1	113, 114, 117, 118, 151, 152
29	113 853 631 A	Base plate – City arms .....	1	113, 114, 117, 118, 151, 152
-	111 853 641	Ornamental grille – Front fender (oval) .....	1	111, 112, 115, 116
-	113 853 641	Ornamental grille – Front fender (round) .....	2	113, 114, 117, 118, 151, 152
30	113 853 641 A	Ornamental grille – Front fender (oval) .....	2	113, 114, 117, 118, 151, 152
-	113 853 643	Plate under ornamental grille 113 853 641 A .....	1	113, 114, 117, 118, 151, 152

***This splinter***



from an old wooden shelf gave blood poisoning to  
the stock clerk, who died of it.

If he had had steel shelving he would be alive today.



***Each part is Factory Engineered and Inspected***

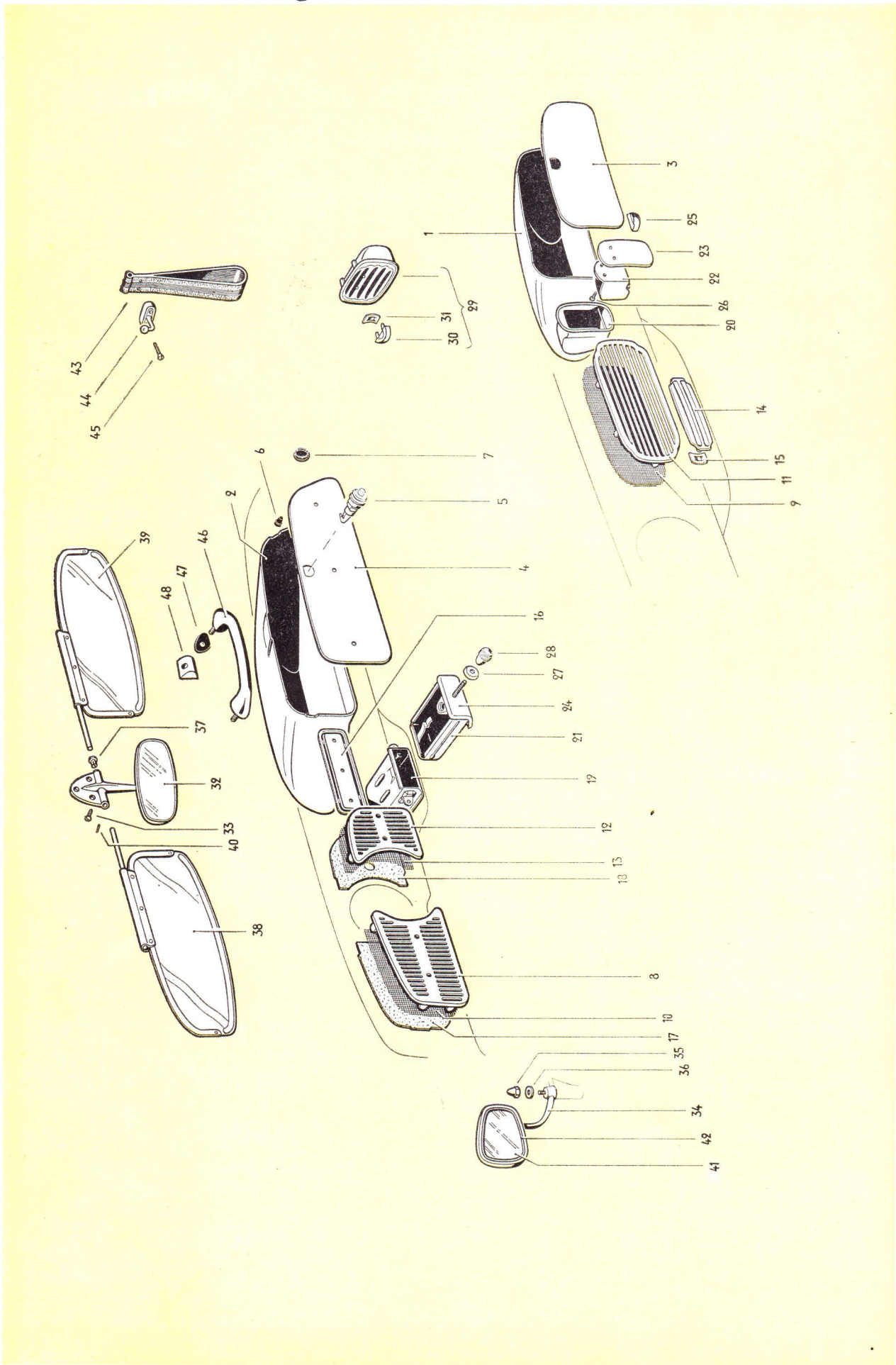


Illustration 31

Key No.	Part No.	Description	Quantity	Type and model
<b>INSTRUMENT PANEL FITTINGS, REAR VIEW MIRROR</b>				
-	111 857 101	Glove compartment (quote color) ..... up to chassis No. 1 - 397 022	2	
1	111 857 101 A	Glove compartment (quote color) ..... from chassis No. 1 - 397 023 up to 1 600 439	1	111, 113, 115, 117, 151
2	111 857 101 B	Glove compartment (quote color) ..... from chassis No. 1 600 440	1	111, 113, 115, 117, 151
-	112 857 101 A	Glove compartment (RHD) (quote color) ..... from chassis No. 1 - 397 023 up to 1 600 439	1	112, 114, 116, 118, 152
-	N 10 209 1	Bolt, hex. head, M 5×25 DIN 933 .....	1	
-	112 857 101 B	Glove compartment (RHD) (quote color) ..... from chassis No. 1 600 440	1	112, 114, 116, 118, 152
-	N 13 885 1	Bolt, hex. head, S 4.8×25 DIN 7976 galvanized ..	1	
-	N 11 523 1	Washer A 5.3 DIN 125 .....	1	
-	N 15 421 1	Nut Bg 4.8 snapping .....	1	
3	111 857 121	Cover - Glove compartment ..... from chassis No. 1 - 397 023 up to 1 600 439	1	111, 113, 115, 117, 151
4	111 857 121 A	Cover - Glove compartment ..... from chassis No. 1 600 440	1	111, 113, 115, 117, 151
-	112 857 121	Cover - Glove compartment (RHD) ..... from chassis No. 1 - 397 023 up to 1 600 439	1	112, 114, 116, 118, 152
-	112 857 121 A	Cover - Glove compartment (RHD) ..... from chassis No. 1 600 440	1	112, 114, 116, 118, 152
-	N 14 127 1	Screw, fillister head, AM 5×6 DIN 7985 .....	4	
-	N 12 225 1	Spring washer B 5 DIN 137 galvanized .....	4	
-	151 857 127	Lock with key - Glove compartment cover .....	1	151, 152
-	*111 837 219 A	Key for lock 151 857 127 (specify key number) ...	2	151, 152
-	111-857-129	Key - Lock 111 857 127 (specify key number) ..... <i>No. LONGER AVAILABLE.</i>	2	111-118
5	111 857 131	Lock - Gove compartment cover ..... from chassis No. 1 - 397 023	1	111-118
6	111 857 145	Rubber buffer - Glove compartment cover .....	2	
7	111 857 147	Rubber plug in glove compartment cover ..... from chassis No. 1 600 440	3	

Key No.	Part No.	Description	Quantity	Type and model
8	111 857 207	Ornamental grille – Loudspeaker ..... from chassis No. 1 600 440	1	111, 113, 115, 117, 151
-	112 857 207	Ornamental grille – Loudspeaker (RHD) ..... from chassis No. 1 600 440	1	112, 114, 116, 118, 152
9	111 857 209	Base – Ornamental grille (quote color) ..... up to chassis No. 1 600 439	1	
10	111 857 209 A	Base – Ornamental grille, loudspeaker ..... (quote color), from chassis No. 1 600 440	1	111, 113, 115, 117, 151
-	112 857 209	Base – Ornamental grille, loudspeaker (RHD) .... (quote color), from chassis No. 1 600 440	1	112, 114, 116, 118, 152
-	111 857 215	Ornamental grille – Loudspeaker ..... up to chassis No. 1 600 439	1	111, 112, 115, 116
11	113 857 215	Ornamental grille – Loudspeaker ..... up to chassis No. 1 600 439	1	113, 114, 117, 118, 151, 152
-	113 857 219	Packing – Grille up to chassis No. 1 600 439 .....	6	
12	111 857 227	Ornamental grille – Instrument panel ..... from chassis No. 1 600 440	1	111, 113, 115, 117, 151
-	112 857 227	Ornamental grille – Instrument panel (RHD) ..... from chassis No. 1 600 440	1	112, 114, 116, 118, 152
13	111 857 229	Base – Ornamental grille instrument panel ..... (quote color) from chassis No. 1 600 440	1	111, 113, 115, 117, 151
-	112 857 229	Base – Ornamental grille instrument panel (RHD) .. from chassis No. 1 600 440	1	112, 114, 116, 118, 152
14	111 857 231	Cover plate – Radio compartment ..... up to chassis No. 1 600 439	1	
15	N 12 081 1	Speed nut B 6 .....	2	
16	111 857 233 A	Cover plate – Radio compartment ..... from chassis No. 1 600 440	1	
-	111 857 241	Packing – Cover plate ..... up to chassis No. 1 600 439	1	
17	111 857 247	Cardboard – Ornamental grille loudspeaker ..... from chassis No. 1 600 440	1	111, 113, 115, 117, 151
-	112 857 247	Cardboard – Ornamental grille loudspeaker (RHD) from chassis No. 1 600 440	1	112, 114, 116, 118, 152
18	111 857 249	Cardboard – Ornamental grille instrument panel .. from chassis No. 1 600 440	1	111, 113, 115, 117, 151
-	112 857 249	Cardboard – Ornamental grille instrument panel .. (RHD) from chassis No. 1 600 440	1	112, 114, 116, 118, 152
-	113 857 251	Clock up to chassis No. 1 – 397 022 .....	1	113, 114, 117, 118, 151, 152

Key No.	Part No.	Description	Quantity	Type and model
-	113-857-255	Clock winder 113 857 251 <i>NOT AVAILABLE</i> .....	1	113, 114, 117, 118, 151, 152
-	113 857 255 A	Clock winder 113 857 251 .....	1	113, 114, 117, 118, 151, 152
-	113 857 301	Telescopic ashtray, ivory .....	1	
		up to chassis No. 1 - 397 022		
19	111 857 305	Housing - Ashtray from chassis No. 1 600 440 .....	1	
-	N 13 968 1	Metal screw, fillister head, S 4.8×13 DIN 7981 ...	2	
		chromium plated		
-	111 857 311	Housing with molding (painted) - Ashtray .....	1	111, 112, 115, 116
		from chassis No. 1 - 575 415 up to 1 600 439		
-	113 857 311	Housing - Ashtray .....	1	
		from chassis No. 1 - 397 023 up to 1 - 575 414		
20	113 857 311 A	Housing with molding (chromium plated) - Ashtray	1	113, 114, 117, 118, 151, 152
		from chassis No. 1 - 575 415 up to 1 600 439		
21	111 857 331 B	Insert - Ashtray from chassis No. 1 600 440 .....	1	
-	111 857-335	Ashtray less pull - Instrument panel <i>NOT AVAILABLE</i> .....	1	
		from chassis No. 1 - 397 023 up to 1 - 575 414		
22	111 857 335 A	Ashtray less pull - Instrument panel .....	1	
		from chassis No. 1 - 575 415 up to 1 600 439		
23	111 857 351	Cover - Ashtray 111 857 335 A .....	1	
24	111 857 351 A	Cover - Ashtray insert 111 857 331 B .....	1	
-	113 857 355	Pull - Ashtray 111 857 335 (chromium plated) .....	1	
-	111 857 361 A	Pull - Ashtray 111 857 335 A .....	1	111, 112, 115, 116
25	113 857 361 A	Pull - Ashtray 111 857 335 A (chromium plated) ..	1	113, 114, 117, 118, 151, 152
26	N 14 112 1	Screw, fillister head, AM 3.5×6 DIN 7985 .....	2	
		galvanized		
27	111 857 385	Escutcheon - Ashtray .....	1	
		from chassis No. 1 600 440		
-	111 941 541	Knob - Ashtray, black .....	1	111, 112, 115, 116
		from chassis No. 1 600 440		
28	113 941 541	Knob - Ashtray, ivory .....	1	113, 114, 117, 118, 151, 152
		from chassis No. 1 600 440		
-	*111 857 401	Ashtray, black up to chassis No. 1 - 397 022 .....	1	111, 112, 115, 116

Key No.	Part No.	Description	Quantity	Type and model
-	*113 857 401	Ashtray, ivory up to chassis No. 1 - 397 022 .....	1	113, 114, 117, 118, 151, 152
29	113 857 405 B	Ashtray - Quarter panel ..... from chassis No. 1 - 397 023	1	113, 114, 117, 118
-	151 857 405	Ashtray - Quarter panel .....	1	151, 152
30	113 857 445	Pull - Ashtray 113 857 405 A/B .....	1	113, 114, 117, 118
31	N 12 068 1	Speed nut A 4 galvanized .....	2	113, 114, 117, 118
-	111 857 511 A	Rear view mirror up to chassis No. 1 600 439 .....	1	111, 115
ORDER AC 111 857 511 C 111 857 511 E	111 857 511 C	Rear view mirror from chassis No. 1 600 440 .....	1	111, 115
32	143 857 511 BK	Rear view mirror from chassis No. 1 600 440 .....	1	113, 117
-	114 857 511	Rear view mirror (RHD) ..... from chassis No. 1 600 440	1	112, 114, 116, 118
33	N 14 093 1	Metal screw, countersunk head, S 4.2x13 ..... DIN 7983 high-polish galvanized	3	111-118
-	111 857 513	Rear view mirror - Door hinge .....	1	111, 115
34	113 857 513 A	Rear view mirror - Door hinge <del>113 857 513</del> A	1	113, 117
-	114 857 513	Rear view mirror - Door hinge (RHD) .....	1	112, 114, 116, 118, 152
-	151 857 513 A	Rear view mirror - Door hinge .....	1	151
		..... (on door hinge) .....	1	111, 115
35	113 857 517	Cap nut - Rear view mirror (on door hinge) ..... <i>(1) 111 857 517 Delete: superseded by: 113 857 517</i>	1	112, 113, 114, 116, 117, 118, 151, 152
-	113 857 521 A	Rear view mirror with anti-dazzle vizor ..... up to chassis No. 1 600 439	1	113, 117
-	114 857 521 A	Rear view mirror with anti-dazzle vizor (RHD) ... up to chassis No. 1 600 439	1	112, 114, 116, 118
-	151 857 523	Rear view mirror with anti-dazzle vizors ..... (right and left)	1	151
-	152 857 523	Rear view mirror with anti-dazzle vizors ..... (right and left) (RHD)	1	152
-	N 11 460 1	Metal screw, countersunk head, S 3.5x13 ..... DIN 7973 high-polish galvanized	3 4	111-118 151, 152
36	111 857 537	Washer - Rear view mirror (on door hinge) .....	1	
	1161 857.529	GLASS WITH RBT REAR VIEW MIRROR 151-152 NOT AVAILABLE		



Key No.	Part No.	Description	Quantity	Type and model
37	113 857 549	Plug for rear view mirror mounting ..... from chassis No. 1 600 440	×	111-118
38	113 857 551	Anti-dazzle vizor left ..... from chassis No. 1 600 440	1	113, 117
-	114 857 551	Anti-dazzle vizor left (RHD) ..... from chassis No. 1 600 440	1	114, 118
39	113 857 552	Anti-dazzle vizor right ..... from chassis No. 1 600 440	1	113, 117
-	114 857 552	Anti-dazzle vizor right (RHD) ..... from chassis No. 1 600 440	1	114, 118
40	N 13 325 1	Pin 3×14 DIN 1481 .....	×	113-118
41	111 857 561	Glass - Rear view mirror (on door hinge) .....	1	
42	111 857 563	Beading - Rear view mirror glass .....	1	
43	*113 857 611 B	Assist strap (quote color) .....	2	113, 114, 117, 118
-	151 857 611	Assist strap (quote color) .....	2	151, 152
44	*113 857 635	Coat hanger .....	2	113, 114, 117, 118
45	N 11 826 1	Screw, countersunk raised head, AM 4×18 ..... DIN 88 high-polish galvanized	4	113, 114, 117, 118
-	151 857 641	Grip - Front seat passenger ..... up to body No. 39 038	1	151, 152
46	151 857 641 A	Grip - Front seat passenger ..... from body No. 39 039	1	151, 152
47	151 857 645	Base - Grip 151 857 641 A .....	2	151, 152
-	151 857 651	Base - Grip 151 857 641 <i>NOT AVAILABLE</i> .....	2	151, 152
48	151 857 655	Packing - Grip 151 857 641 A .....	2	151, 152
-	111 857 911	Plate - Fuel cock .....	1	
	151 857 611	Assist strap available in: U 127 beige U 128 grey  The new U-clothes have been introduced for Types 141, 143 from chassis No. 2 206 480 for Types 151, 152 from chassis No. 2 191 565		

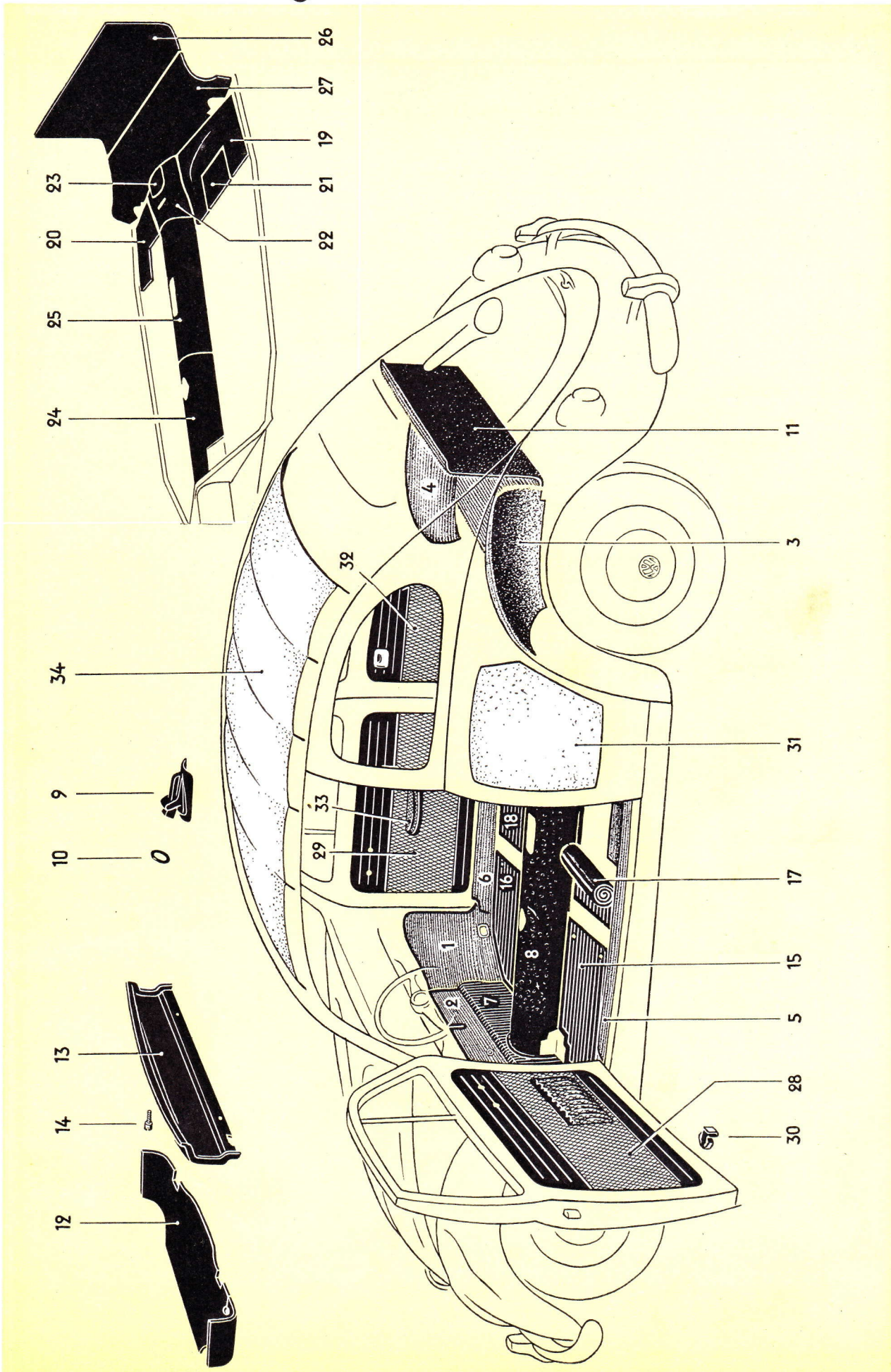


Illustration 32

Key No.	Part No.	Description	Quantity	Type and model
<b>FRONT PANEL LINING AND FLOOR COVERING</b> (Quote color on order)				
-	111 863 023	Lining - Front panel (left) ..... up to chassis No. 1 - 929 745	1	111-118
-	111 863 023 A	Lining - Front panel (left) ..... from chassis No. 1 - 929 746 up to 1 385 973	1	111-118
-	111 863 023 B	Lining - Front panel (left) ..... from chassis No. 1 385 974 up to 1 600 439	1	111-118
-	111 863 023 C	Lining - Front panel (left) ..... from chassis No. 1 600 440	1	111-118
-	113 863 023	Lining - Front panel (left) ..... for body with cowl ventilators	1	113, 114, 117, 118
-	151 863 023	Lining - Front panel (left) ..... for body with cowl ventilators	1	151
-	151 863 023 B	Lining - Front panel (left) ..... up to body No. 34 360	1	151, 152
-	151 863 023 C	Lining - Front panel (left) ..... from body No. 34 361 up to 39 038	1	151, 152
-	151 863 023 D	Lining - Front panel (left) ..... from body No. 39 039	1	151, 152
-	111 863 024	Lining - Front panel (right) ..... up to chassis No. 1 - 929 745	1	111-118
-	111 863 024 A	Lining - Front panel (right) ..... from chassis No. 1 - 929 746 up to 1 385 973	1	111-118
-	111 863 024 B	Lining - Front panel (right) ..... from chassis No. 1 385 974 up to 1 600 439	1	111-118
1	111 863 024 C	Lining - Front panel (right) ..... from chassis No. 1 600 440	1	111-118
-	113 863 024	Lining - Front panel (right) ..... for body with cowl ventilators	1	113, 114, 117, 118
-	151 863 024	Lining - Front panel (right) ..... for body with cowl ventilators	1	151
-	151 863 024 B	Lining - Front panel (right) ..... up to body No. 34 360	1	151, 152
-	151 863 024 C	Lining - Front panel (right) ..... from body No. 34 361 up to 39 038	1	151, 152
-	151 863 024 D	Lining - Front panel (right) ..... from body No. 39 039	1	151, 152
-	111 863 025	Lining - Front panel (center) ..... up to chassis No. 1 - 397 022	1	111, 115
-	111 863 025 A	Lining - Front panel (center) ..... from chassis No. 1 - 397 023	1	111, 115

Key No.	Part No.	Description	Quantity	Type and model
-	112 863 025 A	Lining – Front panel (center) (RHD) .....	1	112, 116
-	113 863 025 <i>113863025A</i>	Lining – Front panel (center), ..... up to chassis No. 1 – 397 022	1	113, 117, 151
-	113 863 025 A	Lining – Front panel (center) ..... from chassis No. 1 – 397 023 up to 1 600 439	1	113, 117, 151
2	113 863 025 B	Lining – Front panel (center) ..... from chassis No. 1 600 440	1	113, 117, 151
-	<del>114 863 025 A</del>	Lining – Front panel (center) (RHD) <i>NOT AVAILABLE</i> ..... up to chassis No. 1 600 439	1	114, 118, 152
-	114 863 025 B	Lining – Front panel (center) (RHD) ..... from chassis No. 1 600 440	1	114, 118, 152
3	<b>111 863 065 A</b>	<b>Lining, rear, left</b> .....	1	111–118
-	151 863 065	Lining, rear, left .....	1	151, 152
4	111 863 066 A	Lining, rear, right .....	1	111–118
-	151 863 066	Lining, rear, right .....	1	151, 152
5	113 863 071 A	Mat – Side member, left .....	1	111–118
-	151 863 071	Mat – Side member, left .....	1	151, 152
6	113 863 072 A	Mat – Side member, right .....	1	111–118
-	151 863 072	Mat – Side member, right .....	1	151, 152
-	111 863 107	Rubber mat – Front panel lining .....	1	111, 115
7	113 863 107 A	Rubber mat, grey – Front panel lining ..... from chassis No. 1 600 440	1	113, 117, 151
-	114 863 107	Rubber mat, black – Front panel lining (RHD) ... up to chassis No. 1 600 439	1	114, 118, 152
-	114 863 107 A	Rubber mat, grey – Front panel lining (RHD) .... from chassis No. 1 600 440	1	114, 118, 152
-	111 863 119 A	Eyelet – Upper part ..... from chassis No. 1 – 929 746	2	
-	111 863 121 A	Eyelet – Lower part ..... from chassis No. 1 – 929 746	2	
-	111 863 149	Self-threading screw – Front panel lining .....	22	
-	113 863 305 B	Mat – Frame tunnel (napped material) ..... up to chassis No. 1 – 929 745	1	113, 117

Key No.	Part No.	Description	Quantity	Type and model
-	114 863 305 A	Mat – Frame tunnel (napped material) (RHD) ..... up to chassis No. 1 – 929 745	1	114, 118
-	<del>151 863 305</del>	Mat – Frame tunnel (napped material) <i>NOT AVAILABLE</i> up to body No. 24 510	1	151
-	111 863 311 <i>111 863 311 AS</i>	Rubber mat – Frame tunnel (front) ..... up to chassis No. 1 – 929 745	1	111, 115
-	<del>111 863 311 B</del> <i>112 863 311 B</i>	Rubber mat – Frame tunnel (front) ..... from chassis No. 1 – 929 746	1	111, 115
-	<del>112 863 311 B</del>	Rubber mat – Frame tunnel (front) (RHD) ..... from chassis No. 1 – 929 746	1	112, 116
-	113 863 311 C	Rubber mat, black – Frame tunnel (front) ..... from chassis No. 1 – 929 746 up to 1 600 439	1	113, 117, 151
8	113 863 311 D	Rubber mat, grey – Frame tunnel ..... from chassis No. 1 600 440	1	113, 117, 151
-	114 863 311 B	Rubber mat, black – Frame tunnel (RHD) ..... from chassis No. 1 – 929 746 up to 1 600 439	1	114, 118, 152
-	114 863 311 C	Rubber mat, grey – Frame tunnel (RHD) ..... from chassis No. 1 600 440	1	114, 118, 152
-	144 863 345	Protective cover – Front panel (RHD) <i>NOT AVAILABLE</i>	1	112, 114, 116, 118, 152
-	111 863 341	<b>Dust excluder – Hand brake lever</b> .....	1	111, 112, 115, 116
-	113 863 341 A	Dust excluder, black – Hand brake lever ..... up to chassis No. 1 600 439	1	113, 114, 117, 118, 151, 152
9	113 863 341 B	Dust excluder, grey – Hand brake lever ..... from chassis No. 1 600 440	1	113, 114, 117, 118, 151, 152
-	113 863 345	Locking ring, black, for dust excluder 113 863 341 A	1	113, 114, 117, 118, 151, 152
10	113 863 345 A	Locking ring, grey, for dust excluder 113 863 341 B	1	113, 114, 117, 118, 151, 152
-	111 863 355	Mat – Frame tunnel (rear, napped material) ..... up to chassis No. 1 – 929 745	1	111, 112, 115, 116
-	111 863 355 B	Rubber mat – Frame tunnel (rear) ..... from chassis No. 1 – 929 746	1	111, 112, 115, 116
-	151 863 381 B	Lining – Partition from body No. 10 969 .....	1	151, 152
11	<del>113 863 405</del> <i>113 863 405 B</i>	Mat – Luggage compartment, rear ..... (napped material)	1	113, 114, 117, 118
-	<del>151 863 405</del>	Mat – Luggage compartment, rear <i>NOT AVAILABLE</i> <i>supported by the metal</i>	1	151, 152
-	111 863 425 A	Cardboard – Luggage compartment, rear .....	1	111, 112, 115, 116

Key No.	Part No.	Description	Quantity	Type and model
-	113 863 431	Fixing strip - Luggage compartment mat ..... <i>NOT AVAILABLE</i>	2	
-	N 12 228 2	Lock washer B 8 DIN 137 galvanized <i>Spring washer</i> .....	2	<i>B 8 DIN 137 Galv</i>
-	N 10 240 1	<i>Spring washer B</i> <del>Bolt, hex. head, M 8 x 20 DIN 933</del> . 127 .....	2	
-	111 863 505 A	Cardboard - Front luggage compartment ..... up to chassis No. 1 - 929 745	1	111, 113, 115, 117, 151
-	112 863 505 A	Cardboard - Front luggage compartment (RHD) .. up to chassis No. 1 - 929 745	1	112, 114, 116, 118, 152
-	111 863 509 A	Cardboard - Front luggage compartment ..... from chassis No. 1 - 929 746	1	111, 112, 115, 116
12	113 863 509 A	Cardboard - Front luggage compartment ..... from chassis No. 1 - 929 746	1	113, 117, 151
-	114 863 509 A	Cardboard - Front luggage compartment (RHD) .. from chassis No. 1 - 929 746	1	114, 118, 152
13	113 863 515 A	Fiber board in front of instrument panel ..... from chassis No. 1 - 929 746	1	113, 117, 151
-	114 863 515 A	Fiber board in front of instrument panel (RHD) ... from chassis No. 1 - 929 746	1	114, 118, 152
14	<del>113 863 527</del>	Knurled screw for fiber board ..... from chassis No. 1 - 929 746	2	113, 114, 117, 118, 151, 152
-	113 863 529 A	<i>113 863 527 A</i> Rubber washer for knurled screw ..... from chassis No. 1 - 929 746	2	113, 114, 117, 118, 151, 152
-	111 863 705	Mat - Floor (front, left, black) ..... up to chassis No. 1 - 929 745	1	111, 115
-	113 863 705	Mat - Floor (front, left, black) ..... up to chassis No. 1 - 929 745	1	113, 117, 151
-	114 863 705	Mat - Floor (front, left, black) (RHD) ..... up to chassis No. 1 - 929 745	1	114, 118, 152
-	111 863 706	Mat - Floor (front, right, black) ..... up to chassis No. 1 - 929 745	1	111, 115
-	112 863 706	Mat - Floor (front, right, black) (RHD) ..... up to chassis No. 1 - 929 745	1	112, 116
-	113 863 706	Mat - Floor (front, right, black) ..... up to chassis No. 1 - 929 745	1	113, 117, 151
-	114 863 706	Mat - Floor (front, right, black) (RHD) ..... up to chassis No. 1 - 929 745	1	114, 118, 152
-	111 863 711 A	Mat - Floor (front, left, black) ..... from chassis No. 1 - 929 746 up to 1 600 439	1	111, 113, 115, 117, 151
-	111 863 711 B	Mat - Floor (front, left, black) ..... from chassis No. 1 600 440	1	111, 115
-	112 863 711 A	Mat - Floor (front, left, black) (RHD) ..... from chassis No. 1 - 929 746 up to 1 600 439	1	112, 114, 116, 118, 152

Key No.	Part No.	Description	Quantity	Type and model
-	113 863 711	Mat - Floor (front, left, beige) ..... up to chassis No. 1 - 397 022	1	113, 117, 151
15	113 863 711 A	Mat - Floor (front, left, grey) ..... from chassis No. 1 600 440	1	113, 117, 151
-	114 863 711 A	Mat - Floor (front, left, grey) (RHD) ..... from chassis No. 1 600 440	1	114, 118, 152
-	111 863 712 A	Mat - Floor (front, right, black) ..... from chassis No. 1 - 929 746	1	111, 113, 115, 117, 151
-	112 863 712 A	Mat - Floor (front, right, black) (RHD) ..... from chassis No. 1 - 929 746 up to 1 600 439	1	112, 114, 116, 118, 152
-	113 863 712	Mat - Floor (front, right, beige) ..... up to chassis No. 1 - 397 022	1	113, 117, 151
16	113 863 712 A	Mat - Floor (front, right, grey) ..... from chassis No. 1 600 440	1	113, 117, 151
-	114 863 712 A	Mat - Floor (front, right, grey) (RHD) ..... from chassis No. 1 600 440	1	114, 118, 152
-	111 863 725	Mat - Floor (rear, left, black) ..... up to chassis No. 1 - 929 745	1	
-	111 863 726	Mat - Floor (rear, right, black) ..... up to chassis No. 1 - 929 745	1	
-	111 863 731 B	Mat - Floor (rear, left, black) ..... from chassis No. 1 - 929 746	1	111, 112, 115, 116
-	113 863 731	Mat - Floor (rear, left, beige) ..... up to chassis No. 1 - 397 022	1	113, 114, 117, 118
17	113 863 731 A	Mat - Floor (rear, left, grey) ..... from chassis No. 1 600 440	1	113, 114, 117, 118, 151, 152
-	111 863 732 B	Mat - Floor (rear, right, black) ..... from chassis No. 1 - 929 746	1	111, 112, 115, 116
-	113 863 732	Mat - Floor (rear, right, beige) ..... up to chassis No. 1 - 397 022	1	113, 114, 117, 118
18	113 863 732 A	Mat - Floor (rear, right, grey) ..... from chassis No. 1 600 440	1	113, 114, 117, 118, 151, 152
-	111 863 791	Eyelet - Floor mat clinch plate ..... up to chassis No. 1 - 929 745	8	
-	111 863 795	Clinch plate - upper part ..... up to chassis No. 1 - 929 745	8	
-	113 863 825	Felt - Rear view window .....	1	113, 114, 117, 118
-	111 863 835	Felt - Front luggage compartment .....	1	
-	113 863 851	Sound absorber - Floor plate (left) ..... up to chassis No. 1 - 929 745	1	
19	113 863 851 A	Sound absorber - Floor plate (left) ..... from chassis No. 1 - 929 746	1	

Key No.	Part No.	Description	Quantity	Type and model
-	113 863 852	Sound absorber - Floor plate (right) ..... up to chassis No. 1 - 929 745	1	
20	113 863 852 A	Sound absorber - Floor plate (right) ..... from chassis No. 1 - 929 746	1	
-	113 863 857	Filler - Sound absorber (left) ..... up to chassis No. 1 - 929 745	1	
21	113 863 857 A	Filler - Sound absorber (left) ..... from chassis No. 1 - 929 746	1	
-	113 863 861	Sound absorber - Frame fork ..... up to chassis No. 1 - 929 745	1	
-	113 863 861 A	Sound absorber - Frame fork ..... from chassis No. 1 - 929 746 up to 1 600 439	1	
22	113 863 861 B	Sound absorber - Frame fork ..... from chassis No. 1 600 440	1	
23	113 863 865	Sound absorber - Frame fork inspection cover ...	1	
24	113 863 871 A	Sound absorber - Frame tunnel, front .....	1	113, 114, 117, 118, 151, 152
-	113 863 873	Sound absorber - Frame tunnel, rear ..... up to chassis No. 1 - 929 745	1	113, 114, 117, 118, 151, 152
25	113 863 873 A	Sound absorber - Frame tunnel, rear ..... from chassis No. 1 - 929 746	1	113, 114, 117, 118, 151, 152
26	111 863 891	Sound absorber - ..... Rear luggage compartment floor, top	1	
27	111 863 893	Sound absorber - ..... Rear luggage compartment floor, bottom	1	
	111 867 011 A	order 113 867 105 A		
	151 867 011	" 113 867 105		
	157 867 011 A	" 113 867 105 A		
	111 867 012 B	" 111 867 105 B		
	111 867 011 B	order 111 867 105 B		
		<b>INTERIOR LININGS</b> (Quote color on order)		
-	111 867 011 E	Lining - Door, left ..... from chassis No. 1 600 440	1	111, 112, 115, 116
-	143 867 041 A	Lining - Door, left ..... up to chassis No. 1 - 397 022	1	113, 117
-	143 867 041 A	Lining - Door, left ..... from chassis No. 1 - 397 023 up to 1 - 929 745	1	113, 117
-	113 867 041 C	Lining - Door, left ..... from chassis No. 1 - 929 746 up to 1 600 439	1	113, 117
-	113 867 041 D	Lining - Door, left (imitation leather) ..... from chassis No. 1 - 929 746 up to 1 600 439	1	113, 117
28	113 867 041 E	Lining - Door, left ..... from chassis No. 1 600 440	1	113, 117
-	114 867 041 C	Lining - Door, left (RHD) ..... from chassis No. 1 - 929 746 up to 1 600 439	1	114, 118



Key No.		Quantity	Type and model
	111 867 012 B superseded by 111 867 105 B		
	114 867 012 A superseded by 113 867 105 A		
	151 867 012 superseded by 113 867 105		
-	114 867 011 D Lining - Door, left (imitation leather) (RHD) ..... <i>113-867105B</i> from chassis No. 1 - 929 746 up to 1 600 439 <i>Supplied by the holder.</i>	1	114, 118
-	114 867 011 E Lining - Door, left (RHD) ..... from chassis No. 1 600 440	1	114, 118
-	451 867 011 B Lining - Door, left (with pocket) .. <i>Single Parts</i> <i>113 867 105 B.</i> from body No. 24 511 up to 39 038 <i>Supplied by the holder.</i>	1	151, 152
-	151 867 011 C Lining - Door, left (with pocket) ..... from body No. 39 039	1	151, 152
-	<del>111 867 012 E</del> Lining - Door, right <i>ok</i> ..... <del>113 867 012 B</del> from chassis No. 1 600 440 <i>Supplied by the holder.</i>	1	111, 112, 115, 116
-	113 867 012 A Lining - Door, right ..... <i>113 867 105 A</i> from chassis No. 1 - 397 023 up to 1 - 929 745 <i>Supplied by the holder</i>	1	113, 117
-	443 867 012 C <i>ok</i> Lining - Door, right ..... <i>113 867</i> from chassis No. 1 - 929 746 up to 1 600 439	1	113, 117
-	113 867 012 D Lining - Door, right (imitation leather) ..... from chassis No. 1 - 929 746 up to 1 600 439	1	113, 117
29	113 867 012 E Lining - Door, right ..... from chassis No. 1 600 440	1	113, 117
-	<del>114 867 012 C</del> Lining - Door, right (RHD) ..... <del>113 867 105 B</del> from chassis No. 1 - 929 746 up to 1 600 439 <i>By the holder</i>	1	114, 118
-	<del>114 867 012 D</del> Lining - Door, right (imitation leather) (RHD) ..... <i>order single parts</i> from chassis No. 1 - 929 746 up to 1 600 439	1	114, 118
-	114 867 012 E Lining - Door, right (RHD) ..... from chassis No. 1 600 440	1	114, 118
-	151 867 012 B Lining - Door, right (with pocket) ..... <i>113 867 105 B</i> from body No. 24 511 up to 39 038 <i>By the holder.</i>	1	151, 152
-	151 867 012 C Lining - Door, right (with pocket) ..... from body No. 39 039	1	151, 152
30	N 14 389 3 Clip ..... 40	40	
-	111 867 035 A Lining - Quarter panel, left ..... from chassis No. 1 - 397 023 up to 1 - 929 745	1	111, 112, 115, 116
-	111 867 035 B Lining - Quarter panel, left ..... from chassis No. 1 - 929 746 up to 1 600 439	1	111, 112, 115, 116
-	111 867 035 E Lining - Quarter panel, left ..... from chassis No. 1 600 440	1	111, 112, 115, 116
-	113 867 035 A Lining - Quarter panel, left <i>113 867 305 A</i> ..... from chassis No. 1 - 397 023 up to 1 - 929 745 <i>By the holder.</i>	1	113, 114, 117, 118
-	113 867 035 B Lining - Quarter panel, left <i>ok... Single Parts</i> ..... from chassis No. 1 - 929 746 up to 1 600 439	1	113, 114, 117, 118
-	113 867 035 D Lining - Quarter panel, left (imitation leather) <i>K.168 1 Red</i> ..... from chassis No. 1 - 929 746 up to 1 600 439 <i>order Single Parts</i>	1	113, 114, 117, 118
	151 867 035 A superseded by 151 867 305		
	151 867 036 A superseded by 151 867 305		

Key No.	Part No.	Description	Quantity	Type and model
31	113 867 035 E	Lining – Quarter panel, left ..... from chassis No. 1 600 440	1	113, 114, 117, 118
-	151 867 035 B	Lining – Quarter panel, left ..... from body No. 24 511 up to 39 038 <i>cloth supplied by the holder</i>	1	151, 152
-	151 867 035 C	Lining – Quarter panel, left ..... from body No. 39 039	1	151, 152
-	111 867 036 A	Lining – Quarter panel, right ..... from chassis No. 1 – 397 023 up to 1 – 929 745	1	111, 112, 115, 116
-	111 867 036 B	Lining – Quarter panel, right ..... from chassis No. 1 – 929 746 up to 1 600 439	1	111, 112, 115, 116
-	111 867 036 E	Lining – Quarter panel, right ..... from chassis No. 1 600 440	1	111, 112, 115, 116
-	113 867 036 A	Lining – Quarter panel, right ..... from chassis No. 1 – 397 023 up to 1 – 929 745	1	113, 114, 117, 118
-	113 867 036 B	Lining – Quarter panel, right ..... from chassis No. 1 – 929 746 up to 1 600 439	1	113, 114, 117, 118
-	113 867 036 D	Lining – Quarter panel, right (imitation leather) .. from chassis No. 1 – 929 746 up to 1 600 439 <i>By the holder</i>	1	113, 114, 117, 118
32	113 867 036 E	Lining – Quarter panel, right ..... from chassis No. 1 600 440	1	113, 114, 117, 118
-	151 867 036 B	Lining – Quarter panel, right ..... from body No. 24 511 up to 39 038 <i>and cloth supplied by the holder</i>	1	151, 152
-	151 867 036 C	Lining – Quarter panel, right ..... from body No. 39 039	1	151, 152
-	N 14 386 1	Clip .....	7	
-	N 14 389 3	Clip .....	6	
-	111 867 105 A	Cardboard – Door lining ..... up to chassis No. 1 – 929 745	2	111, 112, 115, 116
-	111 867 105 B	Cardboard – Door lining ..... from chassis No. 1 – 929 746 up to 1 600 439	2	111, 112, 115, 116
-	113 867 105	Cardboard – Door lining ..... up to chassis No. 1 – 397 022	2	113, 114, 117, 118, 151, 152
-	113 867 105 A	Cardboard – Door lining ..... from chassis No. 1 – 397 023 up to 1 – 929 745	2	113, 114, 117, 118, 151, 152
-	113 867 105 B	Cardboard – Door lining ..... from chassis No. 1 – 929 746 up to 1 600 439	2	113, 114, 117, 118, 151, 152
-	113 867 171	Arm rest up to chassis No. 1 – 929 745 .....	1	113, 114, 117, 118
-	*113 867 171 B	Arm rest from chassis No. 1 – 929 746 ..... <i>113 867 171 C</i>	1	113, 114, 117, 118
-	151 867 171 A	Arm rest from body No. 24 511 ..... <i>order 113 867 171 B1</i>	1	151, 152

111 867 397 DOOR PILLAR BEADING 114 115 116 117

MAIN GROUP



BODY Interior linings

Key No.	Part No.	Description	Quantity	Type and model
-	<del>113 867 365A</del> *113 867 185	DOOR PILLAR LINING <i>GRAY DOOR BEIGE FOR ATTACHING DOOR</i> Retaining plate - Arm rest	1	113, 114, 117, 118, 151, 152
-	N 10 216 1	Bolt, hex. head, M 6×18 DIN 933	2	113, 114, 117, 118, 151, 152
-	N 12 226 2	Spring washer B 6 DIN 137, galvanized	2	113, 114, 117, 118, 151, 152
-	111 867 305	Cardboard - Quarter panel lining up to chassis No. 1 - 929 745	2	111, 112, 115, 116
-	111 867 305 A	Cardboard - Quarter panel lining from chassis No. 1 - 929 746 up to 1 600 439	2	111, 112, 115, 116
-	113 867 305 A	Cardboard - Quarter panel lining up to chassis No. 1 - 929 745	2	113, 114, 117, 118
-	113 867 305 B	Cardboard - Quarter panel lining from chassis No. 1 - 929 746 up to 1 600 439	2	113, 114, 117, 118
-	151 867 305	Cardboard - Quarter panel lining up to body No. 24 510	2	151, 152
-	151 867 305 A	Cardboard - Quarter panel lining from body No. 24 511 up to 39 038	2	151, 152
-	113 867 351	Lining - Door pillar, left up to chassis No. 1 - 929 745	1	113, 114, 117, 118
-	<del>113 867 351 B</del>	Lining - Door pillar, left <i>NOT AVAILABLE</i> from chassis No. 1 - 929 746 up to 1 600 439	1	113, 114, 117, 118
-	113 867 351 C	Lining - Door pillar, left (imitation leather) from chassis No. 1 - 929 746 up to 1 600 439	1	113, 114, 117, 118
-	<del>113 867 352 A</del>	Lining - Door pillar, right up to chassis No. 1 - 929 745	1	113, 114, 117, 118
-	<del>113 867 352 B</del>	Lining - Door pillar, right <i>NOT AVAILABLE</i> from chassis No. 1 - 929 746 up to 1 600 439	1	113, 114, 117, 118
-	<del>113 867 352 C</del>	Lining - Door pillar, right (imitation leather) <i>NOT AVAILABLE</i> from chassis No. 1 - 929 746 up to 1 600 439	1	113, 114, 117, 118
-	111 867 501	Lining - Roof up to chassis No. 1 600 439	1	111, 112
34	111 867 501 A	Lining - Roof from chassis No. 1 600 440	1	111-114
-	113 867 501 A	Lining - Roof up to chassis No. 1 600 439 <i>By the meter</i>	1	113, 114
-	111 867 541	Cardboard strip 20×1440 mm. - Roof lining	x	111-114
-	115 867 551	Lining - Roof (front and sides) up to chassis No. 1 - 929 745	1	115-118
-	115 867 551 A	Lining - Roof (front and sides) from chassis No. 1 - 929 746 up to 1 600 439	1	115-118
-	115 867 551 B	Lining - Roof (front and sides) from chassis No. 1 600 440	1	115-118
-	115 867 557	Lining - Roof (rear) up to chassis No. 1 - 929 745	1	115-118

DOOR FROM CHASSIS 2154170  
COLOR BEARING TRIMMING TO  
PILLAR  
113  
114  
117  
118




Key No.	Part No.	Description	Quantity	Type and model
-	115 867 557 A	Lining – Roof (rear) ..... from chassis No. 1 – 929 746 up to 1 600 439	1	115-118
-	115 867 557 B	Lining – Roof (rear) ..... from chassis No. 1 600 440	1	115-118
-	N 14 386 1	Clip .....	11	115-118
-	115 867 587 A	Cardboard strip 8×890 mm. – Roof lining .....	x	115-118
-	115 867 591 A	Cardboard strip, rear 35×940 mm. – Roof lining ..	1	115-118



***Mr. Parts Salesman!***

Every errand boy on the other side of the counter is a favored customer who may be a foreman some day. Be as nice to him as you can, give him the best advice you know how. He'll appreciate it — and turn into a permanent customer.



***Each part is Factory Engineered and Inspected***

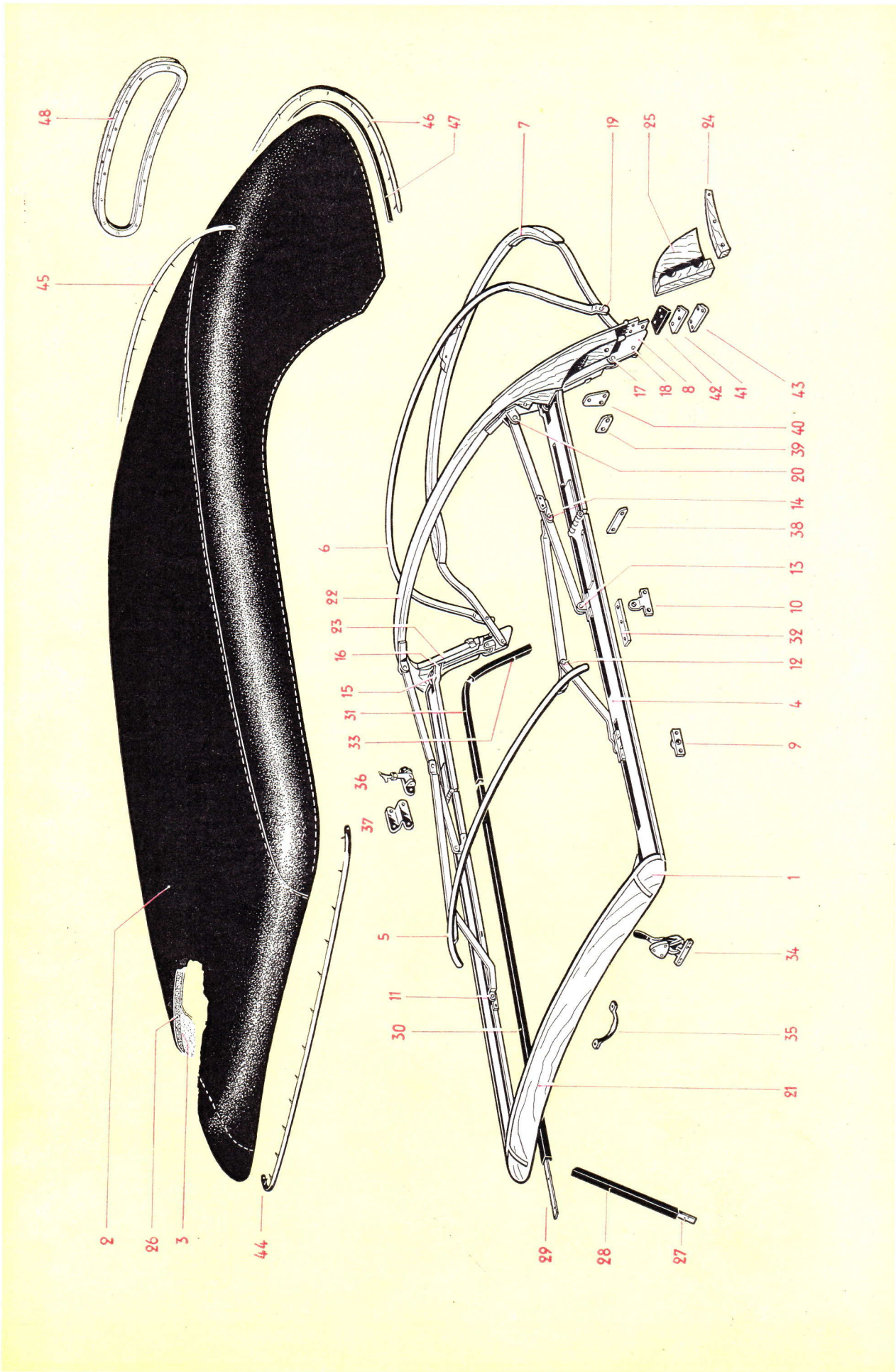


Illustration 33

These parts are available in the following colors:

141 871 035

Cover - Top available in: V 1/U 127 black/beige 658  
 V 1/U 128 black/grey 659  
 V 16/U 127 Texas brown/beige 660  
 V 17/U 127 Sahara beige/beige 661  
 V 29/U 128 dark blue/grey 662  
 V 30/U 127 light green/beige 663  
 V 31/U 127 light grey/beige 664  
 V 31/U 128 light grey/grey 665

! model

-	151 871 021	Top frame with cover (ready for fitting) up to body No. 39 038	1	151, 152
-	151 871 021 A	Top frame with cover (ready for fitting) from body No. 39 039	1	151, 152
-	151 871 025	Frame - Top up to body No. 39 038	1	151, 152
1	<del>151 871 025 A</del> 151 871 025 B	Frame - Top from body No. 39 039	1	151, 152
-	151 871 035	Cover - Top (quote color) up to body No. 39 038	1	151, 152
2	151 871 035 A	Cover - Top (quote color) from body No. 39 039	1	151, 152
-	151 871 041 A	Boot - Top (quote color)	1	151, 152
-	N 14 383 1	Press stud, lower - Boot	4	151, 152
-	N 14 385 1	Press stud, upper - Boot	4	151, 152
-	151 871 047	Headlining - Top (quote color) up to body No. 39 038	1	151, 152
3	151 871 047 A	Headlining - Top (quote color) from body No. 39 039	1	151, 152
4	151 871 051	Frame member - Top (left)	1	151, 152
-	151 871 052	Frame member - Top (right)	1	151, 152
5	151 871 075	No. 1 bow with linkage, front	1	151, 152
6	151 871 085	No. 2 bow	1	151, 152
-	151 871 091	Rear bow with fittings up to body No. 39 038	1	151, 152
7	151 871 091 A 151 871 145	Rear bow with fittings from body No. 39 039 MAIN BOW GUIDE BAR	1	151, 152
8	151 871 155	Main hinge, left	1	151, 152
-	151 871 156	Main hinge, right	1	151, 152
9	151 871 157	Mounting bracket - Top frame, front	2	151, 152
10	151 871 161	Mounting bracket - Top frame, rear (left)	1	151, 152

141 871 047 Headlining - Top available in: U 127 beige 516  
 U 128 grey 517  
 151 871 047 A Headlining - Top available in: U 127 beige 516  
 U 128 grey 517

Key No.	Part No.	Description	Quantity	Type and model
-	151 871 162	Mounting bracket – Top frame, rear (right) .....	1	151, 152
11	151 871 165	Bolt – Front mounting – Front guide bar .....	2	151, 152
12	151 871 167	Bolt – No. 1 bow – Front guide bar .....	2	151, 152
13	151 871 165	Bolt – Rear mounting – Guide bar .....	2	151, 152
14	151 871 165	Bolt – Guide bar – Guide bar of No. 1 bow .....	2	151, 152
15	151 871 173	Bolt – Frame – Main bow guide bar .....	2	151, 152
16	151 871 175	Bolt – Frame – Main bow .....	2	151, 152
17	151 871 177	Bolt – Main bow guide bar – Main hinge .....	2	151, 152
18	151 871 165	Bolt – Rear bow – Main hinge .....	2	151, 152
19	151 871 165	Bolt – No. 2 bow – Rear bow .....	2	151, 152
20	151 871 175	Bolt – Guide bar – Main bow .....	2	151, 152
-	151 871 185	Washer 2 mm. ....	20	151, 152
-	151 871 187	Washer 4 mm. ....	2	151, 152
4/59	151 871 189 A	Header nose from chassis No. 1 600 440 up to 2 076 619	1	151, 152
4/59	151 871 189 B	Header nose from chassis No. 2 076 620 <i>Holes altered</i>	1	151, 152
21	151 871 189	Header nose from body No. 39 039	1	151, 152
22	151 871 191	Wooden bow – Main bow .....	1	151, 152
-	151 871 193	Wooden facing, left .....	1	151, 152
23	151 871 194	Wooden facing, right .....	1	151, 152
24	151 871 195	Wooden strip – Wheelhousing, left .....	1	151, 152
-	151 871 196	Wooden strip – Wheelhousing, right .....	1	151, 152
-	151 871 197	Wooden filler – Main bow pillar (left) .....	1	151, 152
25	151 871 197 A	Wooden filler – Main bow pillar (left) .....	1	151, 152
		up to body No. 24 510		
		from body No. 24 511		



151 871 357 A


Insert:

Weatherstrip - Top frame  
(modified profile. To simply  
storage only the longest piece is  
supplied. The other pieces should  
be made from it)

convertible top

K			Quantity	Type and model
-	151 871 198	Wooden filler - Main bow pillar (right) ..... up to body No. 24 510	1	151, 152
-	151 871 198 A	Wooden filler - Main bow pillar (right) ..... from body No. 24 511	1	151, 152
26	151 871 199	Rubber hair mat - Top cover .....	1	151, 152
27	151 871 351	Supporting bar - Windshield frame (left and right)	2	151, 152
28	151 871 353 <i>order → 151 871 357</i>	Weatherstrip - Windshield frame ..... <i>with channel No 2 232 779</i>	2	151, 152
29	151 871 355	Insert bar - Top frame (front) .....	2	151, 152
30	151 871 357 <i>151 871 357 A W/STRIP TOP FRAME CH No 2 232 779</i>	Weatherstrip - Top frame (front) ..... <i>CH No 2 232 780</i>	2	151, 152
-	151 871 359	Insert bar - Top frame (rear) .....	2	151, 152
31	151 871 361	Weatherstrip - Top frame (rear) ..... <i>CH No 2 232 779</i>	2	151, 152
32	151 871 365	Guide bar - Top frame - Window weatherstrip ..	2	151, 152
-	151 871 367	Insert bar - Main bow .....	2	151, 152
33	151 871 369	Weatherstrip - Main bow ..... <i>CH No 2 232 779</i>	2	151, 152
34	151 871 381	Locking device - Top .....	2	151, 152
35	151 871 387	Handle - Top .....	2	151, 152
-	151 871 391	Snap catch (left) .....	1	151, 152
36	151 871 392	Snap catch (right) .....	1	151, 152
-	151 871 395	Bracket - Snap catch, left .....	1	151, 152
37	151 871 396	Bracket - Snap catch, right .....	1	151, 152
38	151 871 401	Cover plate - Front frame buff, left .....	2	151, 152
-	151 871 402	Cover plate - Front frame buff, right .....	2	151, 152
39	<del>151 871 403</del>	Cover plate - Rear frame buff, left ..... <i>NOT AVAILABLE</i>	1	151, 152
-	151 871 404	Cover plate - Rear frame buff, right .....	1	151, 152

Key No.	Part No.	Description	Quantity	Type and model
40	151 871 405	Cover plate – Main bow (upper, left) .....	1	151, 152
-	151 871 406	Cover plate – Main bow (upper, right) .....	1	151, 152
41	151 871 407	Cover plate – Main bow (left) .....	1	151, 152
-	151 871 408	Cover plate – Main bow (right) .....	1	151, 152
42	151 871 409	Sealing strip, left – Main bow .....	1	151, 152
-	151 871 410	Sealing strip, right – Main bow .....	1	151, 152
43	151 871 411	Cover plate – Main bow pillar, left .....	1	151, 152
-	151 871 412	Cover plate – Main bow pillar, right .....	1	151, 152
44	151 871 419	Molding – Header nose .....	1	151, 152
-	N 11 456 1	Metal screw, countersunk raised head, ..... S 2.9×16 DIN 7973, chromium plated	2	151, 152
45	151 871 425	Molding – Rear bow .....	1	151, 152
46	151 871 431	Molding – Rear support .....	1	151, 152
47	151 871 435	Sealing strip under moldings .....	*	151, 152
-	151 871 449	Frame – Rear view window .....	1	151, 152
		from body No. 10 969 up to 39 038		
48	151 871 449 A	Frame – Rear view window .....	1	151, 152
		from body No. 39 039		
-	151 871 471	Brass pin 12 mm. ....	80	151, 152
-	151 871 473	Tack 14 mm. ....	10	151, 152
	141 871 939	<i>See W/S BULLETIN</i> Weatherstrip between top frame member and top cover	1	141, 142
	151 871 953	Spring - Wire cable <i>See 11/20</i>	2	151, 152
	151 871 955	Wire cable	2	151, 152




***See that dot in the middle?***

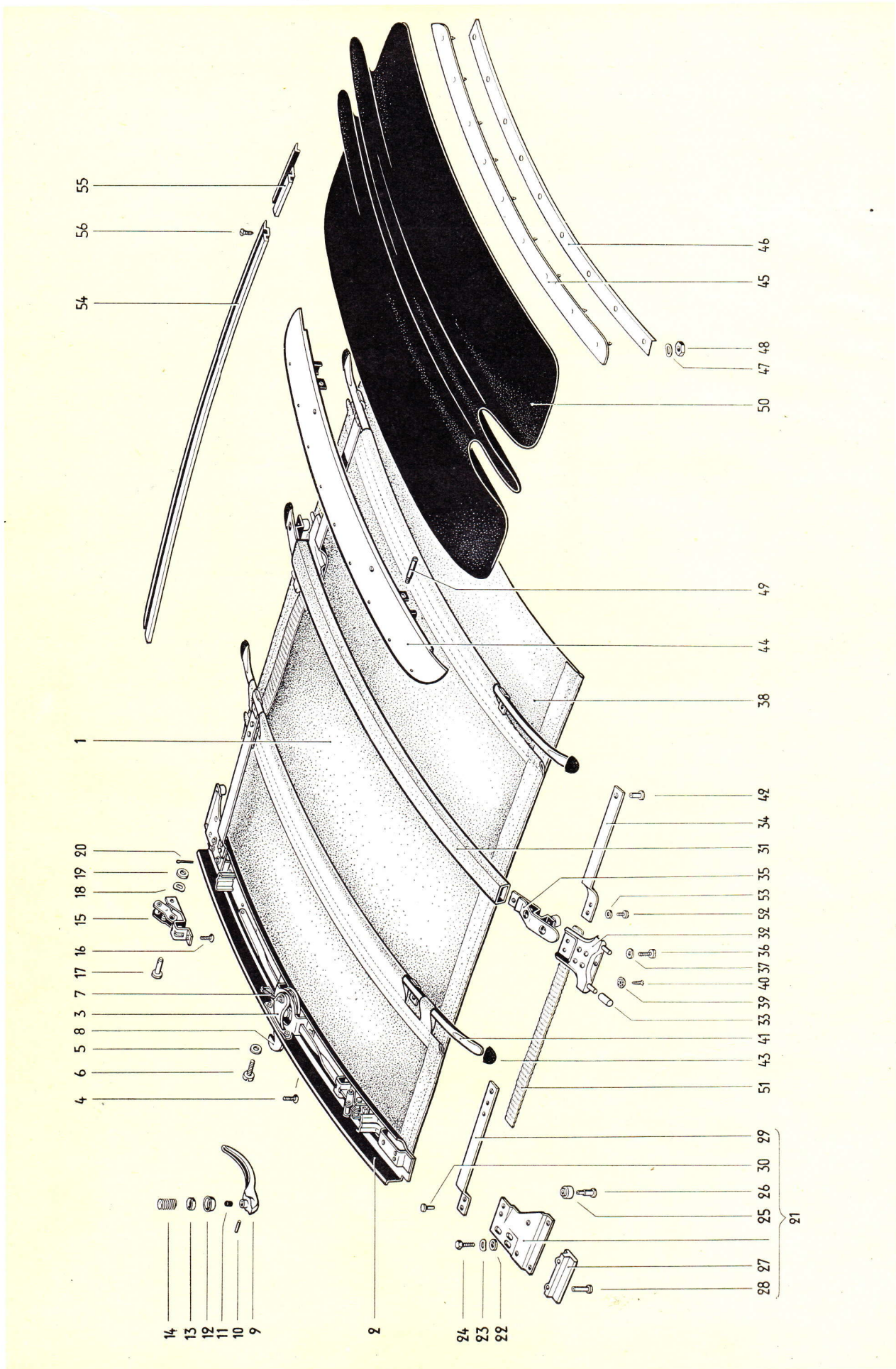
Its diameter is  $\frac{1}{1000}$  of a millimeter, and if you want to see it you'll need a high-powered microscope or one of the instruments used to inspect VW Spare Parts at the Volkswagen factory.

More than 2000 employees at the Volkswagen factory are charged with the rigorous inspections of every individual part — and this includes spare parts.

That is one more reason why over a million Volkswagens keep forever doing their duty, satisfying every demand their owners make on them.



***Each part is Factory Engineered and Inspected***



Key No.	Part No.	Description	Quantity	Type and model
<b>SLIDING ROOF</b>				
<i>SUPERSEDED BY SINGLE PARTS</i>				
-	115 875 025	Bows with roof cover (quote color) ..... up to chassis No. 1 - 929 745	1	115 - 118
1	117 875 025 A	Bows with roof cover (quote color) ..... from chassis No. 1 - 929 746	1	115 - 118
-	115 875 105	Locking bow with lock and longitudinal guide .... up to chassis No. 1 - 929 745	1	115 - 118
2	115 875 105 A	Locking bow with lock and longitudinal guide .... from chassis No. 1 - 929 746	1	115 - 118
-	115 875 109	Locking bow up to chassis No. 1 - 929 745 .....	1	115 - 118
-	115 875 109 A	Locking bow from chassis No. 1 - 929 746 .....	1	115 - 118
-	115 875 151	Lock - Sliding roof up to chassis No. 1 - 929 745 ..	1	115 - 118
3	115 875 151 A	Lock - Sliding roof ..... from chassis No. 1 - 929 746	1	115 - 118
4	N 14 264 1	Screw, countersunk raised head, AM 5×10 DIN 7988	2	115 - 118
5	N 12 225 1	Spring washer B 5 DIN 137 galvanized .....	2	115 - 118
6	N 10 704 2	Screw, cheese head, AM 5×10 DIN 84, ..... high-polish galvanized	2	115 - 118
7	*115 875 199	Spring - Roof lock .....	1	115 - 118
8	115 875 205	Locking hook - Sliding roof lock .....	1	115 - 118
9	*115 875 221 A	Locking handle .....	1	115 - 118
10	N 12 810 1	Dowel pin, grooved, 3×10 DIN 1473 .....	1	115 - 118
11	*111 837 231	Buffer - Locking handle .....	1	115 - 118
-	111 837 235 A	Escutcheon, black ..... from chassis No. 1 - 929 746	1	115, 116
12	113 837 235 A	Escutcheon, ivory ..... from chassis No. 1 - 929 746	1	117, 118
-	*115 875 225	Escutcheon - Locking handle (lower) ..... up to chassis No. 1 - 929 745	1	115 - 118
13	*115 875 227	Escutcheon - Locking handle (upper) .....	1	115 - 118

Key No.	Part No.	Description	Quantity	Type and model
14	*115 875 235	Spring – Escutcheon .....	1	115 – 118
-	115 875 255	Tensioner – Roof up to chassis No. 1 – 929 745 ....	2	115 – 118
15	115 875 255 A	Tensioner – Roof .....	2	115 – 118
		from chassis No. 1 – 929 746		
16	N 14 264 1	Screw, countersunk raised head, AM 5×10 DIN 7988	6	115 – 118
17	N 13 241 1	Bolt 6×22×17.5 DIN 1434 – Roof tensioner .....	2	115 – 118
18	N 12 226 2	Spring washer B 6 DIN 137 galvanized .....	2	115 – 118
19	N 11 524 1	Washer A 6.4 DIN 125 .....	6	115 – 118
20	N 12 502 1	Split pin 1.5×10 DIN 94 .....	2	115 – 118
-	115 875 297	Buffer – Locking bow .....	2	115 – 118
		from chassis No. 1 – 929 746		
-	115 875 305	Plate – Longitudinal guide, left .....	1	115 – 118
		up to chassis No. 1 – 929 745		
21	115 875 305 A	Plate – Longitudinal guide, left .....	1	115 – 118
		from chassis No. 1 – 929 746		
-	115 875 306	Plate – Longitudinal guide, right .....	1	115 – 118
		up to chassis No. 1 – 929 745		
-	115 875 306 A	Plate – Longitudinal guide, right .....	1	115 – 118
		from chassis No. 1 – 929 746		
22	N 11 652 1	Washer 7 galvanized .....	6	115 – 118
23	N 12 226 2	Spring washer B 6 DIN 137 galvanized .....	6	115 – 118
24	N 10 212 2	Bolt, hex. head, M 6×12 DIN 933 galvanized .....	6	115 – 118
-	115 875 321	Guide piece, front (pressed leather) .....	2	115 – 118
		up to chassis No. 1 – 929 745		
-	N 14 265 1	Screw, countersunk raised head, AM 5×12 .....	6	115 – 118
		DIN 7988 galvanized		
25	115 875 325 B	Guide roller from chassis No. 1 – 929 746 .....	6	115 – 118
26	115 875 329	Rivet – Guide roller .....	6	115 – 118
-	*115 875 331	Anti-rattle packing, upper – Locking plunger .....	4	115 – 118
		up to chassis No. 1 – 929 745		
	*115 875 335 A	Locking plunger up to chassis No. 1 – 929 745 .....	4	115 – 118

*Handwritten:* 115 875 335 B

Key No.	Part No.	Description	Quantity	Type and model
-	N 10 971 1	Screw, countersunk head, AM 4×15 DIN 63 .....	8	115 - 118
27	115 875 335 B	Locking plunger ..... from chassis No. 1 - 929 746	2	115 - 118
28	N 13 680 1	Rivet B 4×15 DIN 7338 galvanized .....	4	115 - 118
-	*115 875 337	Anti-rattle sleeve - Locking plunger ..... up to chassis No. 1 - 929 745	8	115 - 118
-	*115 875 341	Anti-rattle packing, lower - Locking plunger ..... up to chassis No. 1 - 929 745	4	115 - 118
-	*115 875 343	Supporting plate - Locking plunger ..... up to chassis No. 1 - 929 745	4	115 - 118
-	*115 875 345	Countersunk screw - Locking plunger ..... up to chassis No. 1 - 929 745	8	115 - 118
29	115 875 349 A	Folding bar, front ..... from chassis No. 1 - 929 746	2	115 - 118
30	N 13 670 1	Rivet B 5×10 DIN 7338 galvanized .....	4	115 - 118
-	115 875 357	Guide bow up to chassis No. 1 - 929 745 .....	2	115 - 118
31	115 875 357 A	Guide bow from chassis No. 1 - 929 746 .....	1	115 - 118
-	*115 875 361 A	Guide plate up to chassis No. 1 - 929 745 .....	4	115 - 118
-	*115 875 365	Anti-rattle packing - Guide plate ..... up to chassis No. 1 - 929 745	4	115 - 118
-	*115 875 367	Anti-rattle ring - Guide plate ..... up to chassis No. 1 - 929 745	8	115 - 118
32	115 875 369	Fittings - Guide bow ..... from chassis No. 1 - 929 746	2	115 - 118
33	115 875 375	Locking roller - Guide bow ..... from chassis No. 1 - 929 746	4	115 - 118
-	*115 875 379	Rubber cushion up to chassis No. 1 - 929 745 .....	4	115 - 118
-	115 875 381	Spring bar, left up to chassis No. 1 - 929 745 .....	2	115 - 118
-	115 875 382	Spring bar, right up to chassis No. 1 - 929 745 .....	2	115 - 118
34	115 875 391 A	Folding bar, rear ..... from chassis No. 1 - 929 746	2	115 - 118
-	*115 875 395	Female screw, up to chassis No. 1 - 929 745 .....	8	115 - 118
-	N 12 105 1	Spring washer A 6.4 DIN 6798 .....	8	115 - 118

Key No.	Part No.	Description	Quantity	Type and model
-	N 10 820 1	Screw, fillister head, BM 5×20 DIN 85 .....	8	115 - 118
35	115 875 405	Sliding piece - Guide bow .....	2	115 - 118
		from chassis No. 1 - 929 746		
36	N 10 704 2	Screw, cheese head, AM 5×10 DIN 84 .....	4	115 - 118
		high-polish galvanized		
37	N 12 225 1	Spring washer B 5 DIN 137 galvanized .....	4	115, 118
<del>38</del>	<del>115 875 503 A</del>	<del>Lining - Roof (center) (quote color) .....</del>	<del>1</del>	<del>115 - 118</del>
	<i>Order Nil 701-1</i>	<i>from chassis No. 1 - 929 746</i>		
39	115 875 585	Protecting washer - Cloth .....	2	115 - 118
40	N 11 472 1	Metal screw, countersunk raised head, S 4.2×13 ..	2	115 - 118
		DIN 7973, high-polish galvanized		
-	115 875 505	Lining - Roof (center) (quote color) .....	1	115 - 118
		up to chassis No. 1 - 929 745		
41	115 875 509	Tensioning bow from chassis No. 1 - 929 746 .....	2	115 - 118
42	N 13 661 1	Rivet B 4×8 DIN 7338 chromium plated .....	4	115 - 118
-	115 875 513	Tensioning bow, front up to chassis No. 1 - 929 745	1	115 - 118
-	N 13 667 2	Rivet B 5×6 DIN 7338 galvanized .....	6	115 - 118
-	115 875 515	Tensioning bow, center and rear .....	2	115 - 118
		up to chassis No. 1 - 929 745		
-	*115 875 519	Rubber sleeve up to chassis No. 1 - 929 745 .....	6	115 - 118
	<i>115 875 519 B</i>	<i>Cover sliding piece from chassis 1-929 746</i>		
43	<del>115 875 519 A</del>	<del>Cover - Sliding piece .....</del>	<del>6</del>	<del>115 - 118</del>
	<i>Order as above</i>	<i>from chassis No. 1 - 929 746</i>		
	<i>115 875 519 B</i>			
-	115 875 531	Header - Roof cover .....	1	115 - 118
		up to chassis No. 1 - 929 745		
-	115 875 531 A	Header - Roof cover .....	1	115 - 118
		from chassis No. 1 - 929 746 up to 1 600 439		
44	115 875 531 B	Header - Roof cover .....	1	115 - 118
		from chassis No. 1 600 440		
-	115 875 549	Weatherstrip (header) - Roof cover .....	1	115 - 118
		up to chassis No. 1 - 929 745		
-	115 875 549 A	Weatherstrip (header) - Roof cover .....	1	115 - 118
		from chassis No. 1 - 929 746 up to 1 600 439		
-	115 875 549 B	Weatherstrip (header) - Roof cover .....	1	115 - 118
		from chassis No. 1 600 440		
-	N 13 506 1	Tubular rivet, lower part AN 4×8×6 DIN 7331 .....	11	115 - 118




Key No.	Part No.	Description	Quantity	Type and model
-	N 13 516 1	Tubular rivet, upper part 4×8 .....	11	115 - 118
45	115 875 553	Tensioning strip from chassis No. 1 181 041 .....	1	111 - 118
-	115 875 555	Tensioning strip up to chassis No. 1 181 040 .....	1	115 - 118
-	*115 875 561	Screw, countersunk head .....	11	115 - 118
46	115 875 563	Metal strip - Tensioning strip 115 875 553 .....	1	115 - 118
47	N 12 226 2	Spring washer B 6 DIN 137 galvanized .....	9	115 - 118
48	N 11 006 2	Nut, hex., M 6 DIN 934 galvanized .....	9	115 - 118
-	*115 875 565	Mounting pin - Header to locking bow .....	2	115 - 118
		up to chassis No. 1 - 929 745		
49	115 875 565 A	Mounting pin - Header to locking bow .....	2	115 - 118
		from chassis No. 1 - 929 746		
-	*115 875 571	Cover plate spring bar - Guide bow 115 875 357	4	115 - 118
-	115 875 575	Cover - Sliding roof (quote color) .....	1	115 - 118
		up to chassis No. 1 - 929 745		
-	115 875 575 A	Cover - Sliding roof (quote color) .....	1	115 - 118
		from chassis No. 1 - 929 746 up to 1 - 1 024 646		
-	115 875 575 B	Cover - Sliding roof (quote color) .....	1	115 - 118
		from chassis No. 1 - 1 024 647 up to 1 181 040		
50	115 875 575 C	Cover - Sliding roof (quote color) .....	1	115 - 118
		from chassis No. 1 181 041		
-	115 875 581	Strap up to chassis No. 1 - 929 745 .....	2	115 - 118
-	<del>N 11 579 1</del>	Cone washer 4.2 <sup>A44</sup> .....	10	115 - 118
-	N 10 970 1	Screw, countersunk head, AM 4×8 DIN 63 .....	10	115 - 118
51	115 875 581 A	Strap from chassis No. 1 - 929 746 .....	2	115 - 118
52	N 10 703 2	Screw, cheese head, AM 4×8 DIN 84 galvanized..	4	115 - 118
53	N 12 224 1	Spring washer B 4 DIN 137 .....	4	115 - 118
-	N 11 951 1	Screw, countersunk raised head, AM 4×7 K DIN 91 high-polish galvanized	4	115 - 118
	*115 875 585	Protective washer up to chassis No. 1 - 929 745 ..	8	115 - 118
	<i>N 10 703 2</i>			

Key No.	Part No.	Description	Quantity	Type and model
-	115 875 705	Guide bar, front, left ..... up to chassis No. 1 - 929 745	1	115 - 118
-	115 875 706	Guide bar, front, right ..... up to chassis No. 1 - 929 745	1	115 - 118
-	115 875 709 C	Guide bar, front, left ..... from chassis No. 1 - 929 746	1	115 - 118
54	115 875 710 C	Guide bar, front, right ..... from chassis No. 1 - 929 746	1	115 - 118
-	115 875 715	Beading - Guide bar ..... up to chassis No. 1 - 929 745	2	115 - 118
-	115 875 725 A	Guide bar, rear, left ..... up to chassis No. 1 - 929 745	1	115 - 118
-	115 875 725 B	Guide bar, rear, left ..... from chassis No. 1 - 929 746	1	115 - 118
-	115 875 726 A	Guide bar, rear, right ..... up to chassis No. 1 - 929 745	1	115 - 118
55	115 875 726 B	Guide bar, rear, right ..... from chassis No. 1 - 929 746	1	115 - 118
56	N 10 980 1	Screw, countersunk head, AM 5×10 DIN 63 ..... high-polish galvanized	14	115 - 118
-	N 11 051 1	Nut, square, M 5 DIN 557 .....	14	115 - 118



***New dress***

for the packages of all our Genuine VW Parts. Not only because it looks more attractive and the package emphasizes the quality of the contents, but to protect customers against imitations.

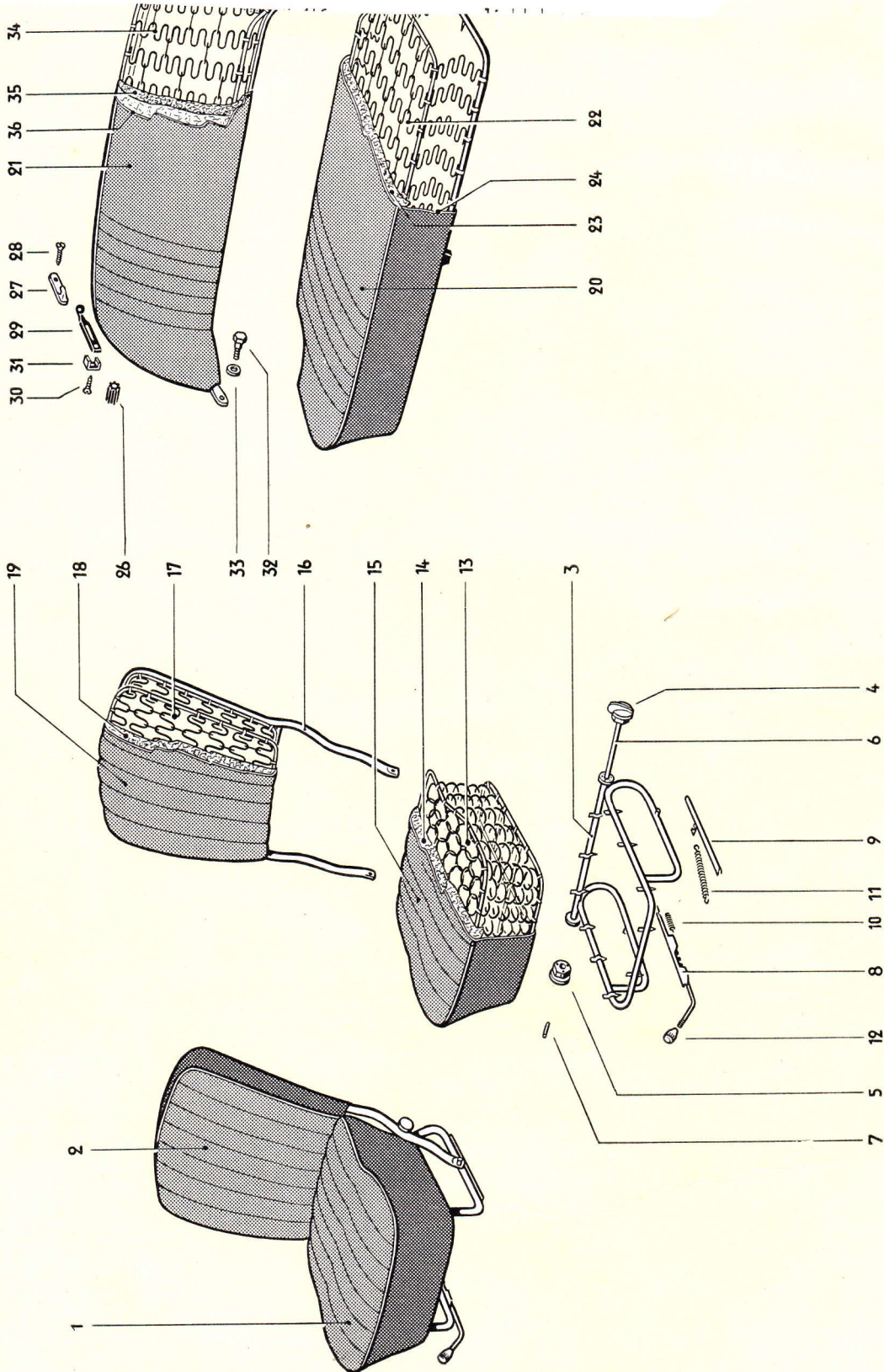


***Each part is Factory Engineered and Inspected***

In the "Color Code" delete:  
 151 867-171 A K 157 yellow-beige 265

at part-Nos.: 141 881 031 A } P 207/K 183  
 141 881 032 A } P 207/K 320  
 141 881 041 A } P 209/K 183  
 141 881 042 A } K 183  
 141 885 031 } K 306  
 141 885 041 } K 320

beige/red-brown  
 beige/honey brown  
 red/red-brown  
 red-brown  
 red  
 honey brown



MAIN GROUP



BODY Front seat

Key No.	Description	Quantity	Type and model
	151 881 021 D superseded by 113 881 107 B/111 881 305 B/ 113 881 375 D, 111 881 511 D/705 B/775 A		
	113 881 022 D superseded by 113 881 107 B/111 881 305 B/ 113 881 375 D, 111 881 511 D/705 B/775 A		
	151 881 022 D superseded by 113 881 107 B/111 881 305 B/ 113 881 375 D, 111 881 511 D/705 B/775 A		
	113 881 031 F superseded by 113 881 107 C/111 881 305 B/ 113 881 375 D		
-	<i>113881031E By the meter</i> <b>111 881 031 G</b> Seat, front from chassis No. 1 600 440	2	111, 112, 115, 116
-	<i>113881031D By the meter</i> 113 881 031 H Seat, front, left from chassis No. 1 600 440	1	113, 114, 117, 118
-	113 881 031 J Seat, front, left (imitation leather) <i>By THE METER</i> from chassis No. 1 600 440	1	113, 114, 117, 118
-	151 881 031 F Seat, front, left from chassis No. 1 600 440 <i>order single parts</i>	1	151, 152
1	113 881 032 D Seat, front, right from chassis No. 1 600 440	1	113, 114, 117, 118
-	113 881 032 E Seat, front, right (imitation leather) <i>order by the meter</i> from chassis No. 1 600 440	1	113, 114, 117, 118
-	151 881 032 F Seat, front, right from chassis No. 1 600 440 <i>order single parts</i>	1	151, 152
-	111 881 041 H Back - Front seat from chassis No. 1 600 440	2	111, 112, 115, 116
2	<del>113 881 041 H</del> Back - Front seat from chassis No. 1 600 440 <i>order single parts</i>	2	113, 114, 117, 118
-	<i>113881041D</i> 113 881 041 J Back - Front seat (imitation leather) from chassis No. 1 600 440	2	113, 114, 117, 118
-	<del>151 881 041 F</del> Back - Front seat from chassis No. 1 600 440 <i>order single parts</i>	2	151, 152
-	113 881 107 A Frame with seat adjustment up to chassis No. 1 - 929 745	2	113, 114, 117, 118, 151, 152
-	113 881 107 B Frame with seat adjustment from chassis No. 1 - 929 746 up to 1 092 979	2	113, 114, 117, 118, 151, 152
3	113 881 107 C Frame with seat adjustment from chassis No. 1 092 980	2	113, 114, 117, 118, 151, 152
-	111 881 111 A Frame - Front seat up to chassis No. 1 - 929 745	2	111, 112, 115, 116
-	111 881 111 B Frame - Front seat from chassis No. 1 - 929 746 up to 1 092 979	2	111, 112, 115, 116
-	111 881 111 C Frame - Front seat from chassis No. 1 092 980	2	111, 112, 115, 116
-	111 881 129 A Stop - Backrest, front seat from chassis No. 1 - 929 746	4	111, 112, 115, 116
4	113 881 163 A Adjusting cams - Seat, left from chassis No. 1 - 929 746	1	113, 114, 117, 118, 151, 152
-	113 881 164 A Adjusting cams - Seat, right	1	113, 114, 117, 118, 151, 152
	113 881 032 superseded by 113 881 107 B/111 881 305 B/ 113 881 375 D		
	113 881 032 B superseded by 113 881 107 C/111 881 305 B/ 113 881 375 D		
	113 881 041 F superseded by 111 881 511 D/705 B/ 113 881 775 A		
	111 881 129 superseded by 111 881 129 A		



Key No.	Part No.	Description	Quantity	Type and model
-	113 881 167 A	Adjusting cams, right for seat ..... from chassis No. 1 - 929 746	1	113, 114, 117, 118, 151, 152
5	113 881 168 A	Adjusting cams, left for seat ..... from chassis No. 1 - 929 746	1	113, 114, 117, 118, 151, 152
-	113 881 175	Connecting pipe - Adjusting cams ..... from chassis No. 1 - 929 746 up to 1 092 979	2	113, 114, 117, 118, 151, 152
6	113 881 175 A	Connecting pipe - Adjusting cams ..... from chassis No. 1 092 980	2	113, 114, 117, 118, 151, 152
7	N 13 328 1	Pin 3x20 DIN 1481 .....	4	
-	113 881 205 A	Guide bar - Front seat (left) ..... up to chassis No. 1 - 929 745	2	113, 114, 117, 118, 151, 152
-	113 881 206 A	Guide bar, right, with locking device ..... up to chassis No. 1 - 929 745	2	113, 114, 117, 118, 151, 152
8	113 881 206 B	Guide bar, right, with locking device ..... from chassis No. 1 - 929 746	2	113, 114, 117, 118, 151, 152
9	113 881 211 A	Guide bar - Front seat (left) ..... from chassis No. 1 - 929 746	2	113, 114, 117, 118, 151, 152
10	113 881 243	Spring - Locking device .....	2	113, 114, 117, 118, 151, 152
11	113 881 245 A	Tension spring - Front seat ..... from chassis No. 1 - 929 746	2	113, 114, 117, 118, 151, 152
12	113 881 251	Knob - Locking device .....	2	113, 114, 117, 118, 151, 152
-	111 881 281	Wing nut - Front seat .....	4	111, 112, 115, 116
-	*111 881 285	Clamp - Front seat .....	4	111, 112, 115, 116
-	111 881 305 A	Spring cushion - Front seat ..... up to chassis No. 1 - 929 745	2	
13	111 881 305 B	Spring cushion - Front seat ..... from chassis No. 1 - 929 746	2	
-	113 881 375 A	Packing - Front seat ..... up to chassis No. 1 - 929 745	2	113, 114, 117, 118, 151, 152
14	113 881 375 D	Packing - Front seat ..... from chassis No. 1 - 929 746	2	113, 114, 117, 118, 151, 152
-	111 881 405 E	Cover - Front seat from chassis No. 1 600 440 ....	2	111, 112, 115, 116
15	<del>113 881 405 L</del>	Cover - Front seat from chassis No. 1 600 440 .... <i>order through parts</i>	2	113, 114, 117, 118
-	113 881 405 M	Cover - Front seat (imitation leather) ..... from chassis No. 1 600 440 <i>order through parts</i>	2	113, 114, 117, 118
-	151 881 405 B	Cover - Front seat from chassis No. 1 600 440 ....	2	151, 152
	151 881 405 A	superseded by imitation leather supplied by the meter		

111 885 031 B superseded by 111 885 305 B  
 113 885 031 B superseded by 111 885 305 B/113 885 375 A  
 111 885 041 B superseded by 111 885 511 A/705  
 113 885 041 B superseded by 113 885 511/705 B/775 A  
 113 885 041 B superseded by 111 885 511 A/705/  
 113 885 775 A

Key			Quantity	Type and model
-	111 881 511 B	Frame - Front seat back ..... up to chassis No. 1 - 929 745	2	
16	111 881 511 D	Frame - Front seat back <i>111 881 511 B</i> ..... from chassis No. 1 - 929 746	2	
-	111 881 705 A	Spring cushion - Front seat back ..... up to chassis No. 1 - 929 745	2	
17	111 881 705 B	Spring cushion - Front seat back ..... from chassis No. 1 - 929 746	2	
-	113 881 771	L/h side padding - Front seat back ..... from chassis No. 1 - 575 415 up to 1 - 929 745	2	113, 114, 117, 118, 151, 152
-	113 881 772	R/h side padding - Front seat back ..... from chassis No. 1 - 575 415 up to 1 - 929 745	2	113, 114, 117, 118, 151, 152
18	113 881 775 A <i>113 881 775 C</i>	Packing - Front seat back .....	2	113, 114, 117, 118, 151, 152
-	<del>111 881 805 E</del>	Cover - Front seat back <i>NOT AVAILABLE</i> ..... from chassis No. 1 600 440	2	111, 112, 115, 116
19	113 881 805 G	Cover - Front seat back <i>Superseded by running belts</i> ..... from chassis No. 1 600 440	2	113, 114, 117, 118
-	<del>113 881 805 H</del>	Cover - Front seat back (imitation leather) ..... from chassis No. 1 600 440 <i>order single parts</i>	2	113, 114, 117, 118
-	151 881 805 A	Cover - Front seat back ..... from chassis No. 1 600 440	2	151, 152
	113 881 805 E	superseded by cloth supplied by the meter		
	113 881 805 F	superseded by imitation leather supplied by the meter		
	151 881 805	superseded by imitation leather supplied by the meter		
	<del>151 885 031</del> <del>151 885 041</del>	<i>No longer available (Quote color on order)</i> <i>superseded by 151 885 501/705/ 113 885 775 A</i>		
-	111 885 031 D	Seat, rear from chassis No. 1 600 440 .....	1	111, 112, 115, 116
20	113 885 031 D	Seat, rear from chassis No. 1 600 440 <i>ORDER SINGLE PARTS</i>		113, 114, 117, 118
-	113 885 031 E	Seat, rear (imitation leather) <i>ORDER SINGLE PARTS</i> ..... from chassis No. 1 600 440	1	113, 114, 117, 118
-	151 885 031	Seat, rear up to body No. 24 510 .....	1	151, 152
-	151 885 031 A	Seat, rear from body No. 24 511 up to 39 038 ....	1	151, 152
-	151 885 031 B	Seat, rear from body No. 39 039 .....	1	151, 152
-	111 885 041 D	Back - Rear seat from chassis No. 1 600 440 .....	1	111, 112, 115, 116
21	113 885 041 D	Back - Rear seat from chassis No. 1 600 440 .....	1	113, 114, 117, 118

Key No.	Part No.	Description	Quantity	Type and model
	113 885 405 E	superseded by cloth		
	113 885 405 F	superseded by imitation by the meter		
-	113 885 041 E	Back - Rear seat (imitation leather) ..... from chassis No. 1 600 440	1	113, 114, 117, 118
-	151 885 041	Back - Rear seat up to body No. 24 510 .....	1	151, 152
-	151 885 041 A	Back - Rear seat ..... from body No. 24 511 up to 39 038	1	151, 152
-	151 885 041 B	Back - Rear seat from body No. 39 039 .....	1	151, 152
-	111 885 111	Frame - Rear seat up to chassis No. 1 - 929 745 ...	1	111 - 118
-	111 885 305 A	Spring cushion - Rear seat ..... up to chassis No. 1 - 929 745	1	111 - 118
22	111 885 305 B	Frame with springs - Rear seat .....	1	111 - 118
	<del>111 885 585</del>	Delete: Inserts		
	111 885 583	Retaining strip - Rear seat back s No. 1 - 929 745 .. (adjustable version)	1	113, 114, 117, 118
	<i>New Part.</i>			
23	113 885 375 A	Packing - Rear seat ..... from chassis No. 1 - 929 746	1	113, 114, 117, 118
	<i>Order</i> 113 885 375 B			
-	111 885 405 E	Cover - Rear seat from chassis No. 1 600 440 ....	1	111, 112, 115, 116
24	113 885 405 G	Cover - Rear seat from chassis No. 1 600 440 .... <i>single piece</i>	1	113, 114, 117, 118
-	<del>113 885 405 H</del>	Cover - Rear seat (imitation leather) ..... from chassis No. 1 600 440 <i>NOT AVAILABLE</i>	1	113, 114, 117, 118
-	151 885 405	Cover - Rear seat ..... from body No. 24 511 up to 39 038	1	151, 152
-	151 885 405 A	Cover - Rear seat from body No. 39 039 .....	1	151, 152
25	111 885 511 A	Frame - Rear seat back ..... from chassis No. 1 - 929 746	1	111 - 118
	<i>Coll.</i> 113 885 511 A			
-	113 885 511	Frame - Rear seat back ..... up to chassis No. 1 - 929 745	1	111 - 118
-	151 885 511	Frame - Rear seat back up to body No. 24 510 ...	1	151, 152
-	151 885 511 A	Frame - Rear seat back from body No. 24 511 ...	1	151, 152
-	111 885 531	Hinge - Rear seat back ..... up to chassis No. 1 - 929 745	2	111 - 118
-	111 885 535	Bolt - Rear seat back hinge ..... up to chassis No. 1 - 929 745	2	111 - 118
-	N 12 230 2	Spring washer B 10 DIN 137 galvanized .....	2	111 - 118



Key No.	Part No.	Description	Quantity	Type and model
	111 885 805 B	superseded by cloth supplied by the meter		
	113 885 805	superseded by cloth supplied by the meter		
	113 885 805 E	superseded by cloth supplied by the meter		
26	111 885 553	Buffer - Rear seat back .....	2	111 - 118
-	151 885 553	Buffer - Rear seat back .....	2	151, 152
-	<del>111 885 557</del>	Packing - Rear seat <i>NOT AVAILABLE</i> up to chassis No. 1 - 929 745	2	111 - 118
27	111 885 561	Hook - Rear seat back retaining .....	1	111 - 118
28	N 11 822 2	Screw, countersunk raised head, AM 4x8 DIN 88, chromium plated	1	
-	151 885 561	Hook - Rear seat back retaining .....	1	151, 152
29	<del>111 885 585</del>	Retaining strip - Rear seat back .....	1	
30	N 11 466 3	Metal screw, countersunk head, S 3.9x13 .....	1	
		DIN 7973, chromium plated		
31	111 885 589	Plate - Rear seat back retaining strip .....	1	111 - 118
32	111 885 591	Bolt, hex. head - Rear seat back retaining .....	2	
		from chassis No. 1 - 929 746		
33	N 11 698 1	Washer 12.2 galvanized .....	2	
34	111 885 705	Spring cushion - Rear seat back .....	1	111 - 118
		from chassis No. 1 - 929 746		
-	113 885 705 B	Spring cushion - Rear seat back .....	1	111 - 118
		from chassis No. 1 - 397 023 up to 1 - 929 745		
-	151 885 705	Spring cushion - Rear seat back .....	1	151, 152
		up to body No. 24 510		
-	151 885 705 A	Spring cushion - Rear seat back .....	1	151, 152
		from body No. 24 511		
35	113 885 775 A	Packing - Rear seat back <i>ORDER #13 885 775 B</i>	1	113, 114, 117, 118, 151, 152
-	111 885 805 D	Cover - Rear seat back .....	1	111, 112, 115, 116
		from chassis No. 1 600 440		
36	<del>113 885 805 G</del>	Cover - Rear seat back <i>NOT AVAILABLE</i> from chassis No. 1 600 440	1	113, 114, 117, 118
-	113 885 805 H	Cover - Rear seat back (imitation leather) .....	1	113, 114, 117, 118
		from chassis No. 1 600 440		
-	151 885 805	Cover - Rear seat back .....	1	151, 152
		from body No. 24 511 up to 39 038		
-	151 885 805 A	Cover - Rear seat back <i>Simple Pack</i> from body No. 39 039	1	151, 152

Key No.	Part No.	Description	Quantity	Type and model
		<b>BODY TO CHASSIS SECURING PARTS</b>		
-	111 899 109	Distance tube – Body to front axle mounting ..... up to chassis No. 1 – 397 022	2	
-	111 899 111	Mounting plate between body and front axle .....	2	
-	111 899 113	Rubber pad between body and front axle ..... up to chassis No. 1 – 397 022	2	
-	111 899 115	Rubber pad lower between body and front axle ... from chassis No. 1 – 397 023	2	
-	111 899 117	Rubber pad between body and frame (rear) .....	2	
-	111 899 119	Rubber buffer – Support .....	2	
-	111 899 123	Rubber pad upper between body and front axle ... from chassis No. 1 – 397 023	2	
-	111 899 131	Reinforcement .....	16	
-	111 899 141	Reinforcement .....	2	
-	111 899 145	Bolt, hex. head .....	22	